

RESEARCH ARTICLE

Open Access



# Developing a model for predicting safety performance of nurses based on psychosocial safety climate and role of job demands and resources, job satisfaction, and emotional exhaustion as mediators

Fatemeh Abdi<sup>1</sup>, Mehdi Jahangiri<sup>1</sup>, Mojtaba Kamalinia<sup>1</sup>, Rosanna Cousins<sup>2</sup> and Hamidreza Mokarami<sup>3\*</sup> 

## Abstract

**Background** The present study aimed to develop a model for predicting the safety performance of nurses based on psychosocial safety climate (PSC) and the role of job demands and resources, job satisfaction, and emotional exhaustion as mediators.

**Methods** A cross-sectional study using structural equation modeling (SEM) was carried out among nurses in Iran. Data were collected using the Psychosocial Safety Climate questionnaire, Neal and Griffin's Safety Performance Scale, the Management Standards Indicator Tool, the Effort-Reward Imbalance questionnaire, the Michigan Organizational Assessment Job Satisfaction subscale and the Maslach Burnout Inventory.

**Results** Surveys were distributed to 340 nurses provided informed consent. After removing incomplete surveys, data from 280 participants were analysed. The completion rate was 82.35%. The SEM results indicated that PSC can directly and indirectly predict nurses' safety performance. The final model showed an acceptable goodness of fit ( $p = 0.023$ ). It indicated that PSC, job demands, and job satisfaction were directly related to safety performance, and also that PSC, emotional exhaustion, job resources, and job demands were all indirectly related to safety performance. Also, PSC had a significant relationship with all mediator variables, and job demands had direct effect on emotional exhaustion.

**Conclusions** The current study presented a new model for predicting safety performance in nurses in which PSC, both directly and indirectly, plays an important role. In addition to paying attention to the physical aspects of the workplace, healthcare organizations should also take into account PSC to improve safety. Next steps in reducing safety issues in nursing is to develop intervention studies using this new evidence-based model as a framework.

**Keywords** Safety performance, Work-related stressors, Psychosocial safety climate, Healthcare workers, Nurses, Structural equation modeling

\*Correspondence:

Hamidreza Mokarami  
hamidreza.mokarami@yahoo.com

Full list of author information is available at the end of the article



© The Author(s) 2023. **Open Access** This article is licensed under a Creative Commons Attribution 4.0 International License, which permits use, sharing, adaptation, distribution and reproduction in any medium or format, as long as you give appropriate credit to the original author(s) and the source, provide a link to the Creative Commons licence, and indicate if changes were made. The images or other third party material in this article are included in the article's Creative Commons licence, unless indicated otherwise in a credit line to the material. If material is not included in the article's Creative Commons licence and your intended use is not permitted by statutory regulation or exceeds the permitted use, you will need to obtain permission directly from the copyright holder. To view a copy of this licence, visit <http://creativecommons.org/licenses/by/4.0/>. The Creative Commons Public Domain Dedication waiver (<http://creativecommons.org/publicdomain/zero/1.0/>) applies to the data made available in this article, unless otherwise stated in a credit line to the data.

## Introduction

Nurses working in hospital and medical settings face various physical, chemical, and psychosocial work-related risk factors. These include patient care and relocation, exposure to blood pathogens and infectious diseases, needlestick and sharps injuries, poor workstation design, violence, high levels of stress, high workload, and years of shift work [1–5]. In addition to the negative effects on their health, these risk factors can engage medical staff in unsafe performance and lead to human errors which ultimately impacts on patient safety [5–7]. There is agreement that knowledge, skills, and judgments associated with safe and appropriate performance is a requirement for safe practice in nursing [8], and similarly the general definition of safety performance as being behaviors that employees exhibit in the workplace adhere to and promote safety [9] is pertinent in the context of nursing [10]. Therefore, it is necessary to identify and evaluate the factors affecting the occurrence of these risk factors in clinical and hospital settings and, consequently, take targeted preventive measures [11, 12]. There are several gaps in the literature regarding predicting safety performance of nurses – particularly with respect to psychosocial climate and the impact of this on safe and unsafe behaviors.

Unsafe behavior is one of the important factors leading to occupational accidents and human errors [11]. Early research on unsafe behaviors tended to measure safety performance based on number of notified incidents or safety events. It is now appreciated that this was an unsatisfactory approach as it provided overestimates of safety performance and typically did not take into account psychological antecedents that predict safety performance [13]. Griffin and Neal [14] defined safety performance as an aspect of work performance. Following the job performance literature, they conceptualized safety performance as individual work behavior based on two particular behaviors: safety compliance and safety participation [11, 15], and implicated the involvement of psychological antecedents. A subsequent longitudinal study by Neal & Griffin [16] provided evidence that safety performance has a lag effect on future safety incidents. This supports the involvement of psychosocial antecedents and the recent use of safety performance as a criterion variable [13].

Safety climate is an important construct for understanding the way work safety is collectively perceived by employees [17]. That is, safety climate perceptions are cognitive in nature, and provide a frame of reference for work behaviors [18]. Moreover, it has been proposed that safety climate is an important factor that can affect occupational accidents and injuries through safety performance [19]. The relationship between safety climate and safety performance has been investigated as an upstream

factor for safety performance. However, the conclusion from Griffin and Curcuruto's [18] review of safety climate in organizations is that there are still many unknowns in the understanding of safety climate. Moreover, it has been suggested that one of the problems in examining this variable is that it deals only with the physical work-related factors and ignores the psychosocial work-related factors [20]. This is a challenge for developing models of predictors of safety performance as psychosocial risk factors are considered as important predictors of safe behaviors and work accidents [20, 21]. Dollard and Karasek [22] introduced a new construct: psychosocial safety climate (PSC) – originally to reduce work-related stress, and improve productivity. Dollard and Bakker [23] similar elaborated upon how PSC can protect worker health & safety, and PSC can be used as an upstream factor to predict employees' safety performance [23]. This has been endorsed in subsequent studies [21, 24]. PSC refers to policies, practices, and procedures to protect mental health and safety in employees. PSC mechanism affects other psychosocial risk factors, and a multi-stage process in the process of psychosocial and physical injuries and helps provide an environment with safe behaviors [21, 24].

Based on its original conception [22] the job demands-resources model [25] is used for a better understanding of the PSC impact process. In this model, job demands, although not necessarily a negative factor, are by definition aspects of the job that require sustained physical or psychological effort and from this it can be deduced have certain physiological or psychological costs. Excessive demands can lead to unsafe behavior, which in turn poses a serious threat to medical staff and patient health [15]. Job resources refer to physical, social or organizational aspects of the job that can help a person achieve occupational goals and reduce job demands and related physiological and psychological costs, as well as initiate a motivational process for the person [15]. Examples of job resources include social support, job control and various forms of rewards [26].

Job satisfaction is one of the perceptual variables that can play an important mediating role in the relationship between job demands and job resources with safety performance [27]. Employees with high job satisfaction perform more safely, but employees who perform safely do not necessarily have a higher level of job satisfaction [28]. Emotional exhaustion is another perceptual variable that can mediate the relationship between job demands and job resources with safety performance [29–31]. Emotional exhaustion occurs in the long run following a decrease in employee job satisfaction [31]. A person suffering from emotional exhaustion does not have enough energy to face another working day or handle clients.

Emotional exhaustion is affected by workplace characteristics [32, 33].

Following these arguments and despite the emerging evidence of importance of the PSC in predicting employees' safety performance in frontline healthcare [34], there is a dearth of studies conducted in Iran that focused on the relationship between PSC and safety performance. Given that there is a procedural relationship between the PSC and employees' safety performance, it is also necessary to identify and evaluate important factors mediating this relationship as a preliminary step to planning of control measures to ameliorate potentials for occupational accidents and promote employees' mental health. Such planning requires extensive knowledge about influential factors and how they work, which is gained through modeling and simultaneous analysis of various variables affecting safety performance.

Accordingly, using structural equation modeling (SEM), the aim of the present study was to explore the effect of the PSC on nurses' safety performance, and to develop a conceptual model based on the potential mediating role of job demands and resources, job satisfaction, and emotional exhaustion in the relationship between PSC and safety performance: the most important organizational and occupational factors affecting nurses' safety performance identified by our review of the literature. Critically, PSC has an important role in safety performance [21], and there are indications that PSC can affect safety performance through other psychosocial risk factors [24]. Thus, as shown in Fig. 1, we hypothesized that PSC would predict safety performance both directly, and indirectly through associations with other variables known as predictors of safety performance.

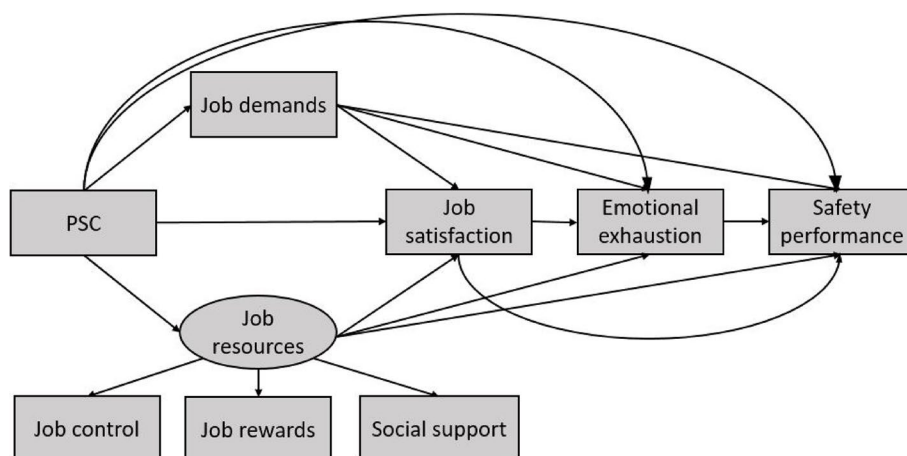
Specifically, we modelled PSC as a predictor variable, and hypothesized that job resources, entered as a latent

variable made up of measures of job control, job rewards and social support [26], and job demands would be two other variables that can provide an explanation of the effect of PSC on various psychological factors, and ultimately safety performance. Other psychosocial risk factors specifically considered here are job satisfaction and emotional exhaustion as they are both important and common risk factors among healthcare workers and, as discussed, play a major role in safety performance and occupational accidents. On the other hand, these factors can be affected by PSC, job demands, and job resources. Therefore, job demands, job resources, job satisfaction, and emotional exhaustion were included in the conceptual model of the present study as mediating factors in the relationship between PSC and safety performance. To summarize: In this study, PSC was included in the hypothesized model as a predictor variable; job demands, job resources, job satisfaction, and emotional exhaustion were added to the model as mediating variables; nurses' safety performance was considered as an outcome variable in the model. This study sought to test the relationships in the hypothesized model.

**Methods**

**Study design and participants**

The study used a cross-sectional-analytical survey design. First, we recruited a sample of experts to pre-test and evaluate the validity of the researcher's translation of the Psychosocial Safety Climate (PSC-12) scale [24] that was used to collect information on employee safety performance. A targeted invitation to join the study in this capacity was sent to 30 nurses with experience of frontline nursing who were then working in administration, and 10 university professors (ergonomics, occupational health, and health promotion). All those invited agreed to



**Fig. 1** Hypothesized model of safety performance

take part and provided informed consent. All were volunteers, and no payment was made.

Recruitment to the main survey took place in the thirteen hospitals of the large metropolis of Shiraz, in south Iran affiliated to the Shiraz University of Medical Sciences. The inclusion criteria were being employed as a qualified nurse with at least one year of post-qualification service and working in frontline services. The exclusion criterion was working in an administrative role. The study was promoted widely in the hospitals using notices which invited all experienced frontline nurses in the city to attend one of three presentations about the study for more information and formal recruitment. The presentations were held at the University, at different times to cover all shift patterns. Members of the research team provided oral information about the study and its objectives, and there was an opportunity for potential participants to ask questions. To encourage supportive participation and collect sufficient data to represent the nurse population, at the request of the nurses, it was agreed that the demographic variables related to identity (wards, hospital, etc.) would be removed from survey at the data collection point, to ensure their anonymity. To further ensure confidentiality and anonymity, the potential participants were shown, how along with the survey, they would be provided with an unmarked sealed envelope to enter their survey and return directly to the researchers after completion. No payment was made to any participant.

A total of 340 nurses from the three presentation sessions agreed to join the study and all signed a written informed consent form. The survey was then distributed to each of the 340 participants, and later returned anonymously in the unmarked envelope provided. This sample size was considered sufficient to influence the detection of significant relationships necessary to test the hypothesized model based on tables for minimum returned sample size for continuous data [35] which indicates a minimum sample of 119 for a population of 10,000 when the alpha level for significance is set at 0.05 a priori, and 179 when following Salkind's recommendation to oversample by as much as 50% when distributing questionnaires, to build in an anticipated non-completion rate [36].

### Measures

The survey comprised a brief demographic section, and the measures listed below.

#### *Psychosocial safety climate (PSC-12)*

The PSC-12 scale was used to collect information on employee safety performance [24]. It comprises three items in each of four pertinent areas: management

commitment, management priority, organizational communication and organizational participation. Responses are on a five-point agreement Likert scale. Scores range from 12 to 60, and high scores are associated with a positive psychosocial safety climate.

Afsharian et al. [37] translated the PSC-12 scale into Persian for a cross-cultural study of PSC, and reported good reliability of their measure. This scale, however, was not available to us, therefore a fresh translation of the scale in English into Persian was undertaken based on the cross-cultural adaptation guidelines for instrument translation proposed by Beaton et al. [38]. Then, a sample of 30 nurses and 10 professors recruited as experts in the field were recruited to pre-test the questionnaire and to evaluate the face validity and qualitative content validity of our translation of the PSC-12. This group of nurses completed the questionnaire anonymously and then they were asked to evaluate the twelve scale items in terms of comprehensibility, wording, interpretations, cultural issues, and clarity. The participants' feedback was used by the research team to make minor revisions to the items. The content validity of the scale was then assessed by measuring its content validity index (CVI) and content validity ratio (CVR). To determine CVI, the 10 professors were each asked to rate the relevance of each item. In accordance with good practice [39], the CVI should be greater than 0.79 if the item is suitable. To measure CVR, the professors rated the necessity of each item. According to Lawshe's table's [40] items with a CVR greater than 0.62 were valid. Structural analysis of the Persian PSC-12 was performed using confirmatory factor analysis (CFA) with the maximum likelihood estimation (MLE) method. The internal consistency of the scale was also assessed using Cronbach's alpha index.

#### *Safety performance*

The validated Persian version of the 8-item Neal and Griffin's Safety Performance Scale was used [41]. Kalteh et al.'s findings supported the two-dimensional structure (safety participation and safety compliance) associated with safety performance of the original version in English [42]. Items are measured using a 5-point Likert agreement scale. Scores range from 8 to 40. High scores indicate positive safety behaviors. Cronbach alpha was reported to be 0.90.

#### *Job demands*

The Demands subscale of the 'Management Standards' Indicator Tool [43] was used. This measure was developed to assess the perceived ability of employees to deal with the demands of their jobs. Each of the eight items is scored on a 5-point Likert Scale yielding scores between 8 and 40. Reliability was (Cronbach's alpha = 0.89). The

Indicator Tool was translated into Persian by Azad and Gholami [44]. They confirmed its validity and reliability for use in research in Persian.

#### **Job resources**

This latent variable was used to represent three observable aspects of work that provide help employees: job control, job rewards, and social support. Four validated subscales to used separately and to provide data. To measure Job control and Social support, three subscales of the aforementioned 'Management Standards' Indicator Tool [43, 44] were used: Control (6 items; Cronbach's alpha=0.78); Managerial Support (5 items; Cronbach's alpha=0.87), and Colleague Support (4 items; Cronbach's alpha=0.81). To measure Job rewards the Reward subscale (11 items) of Seigrist's Effort-Reward Imbalance questionnaire [45]. This questionnaire was translated into Persian by Yadegarfar et al. [46] and its validity and reliability (Cronbach's alpha=0.85) were evaluated and confirmed. Items were scored on a 5-point Likert scale, including reverse coding where necessary to denote that high scores denote a high level of control, social support, rewards, and job resources.

#### **Job satisfaction**

The 3-item Job Satisfaction subscale (MOAQ-JSS) of the Michigan Organizational Assessment Questionnaire was used to measure employees' job satisfaction [47]. This measure was translated into Persian by Mokarami [48] and they evaluated and confirmed its validity and reliability. Items were scored using a 6-point Likert scale. The second item was reversed to yield scores between 3 and 18, where a high score indicated higher job satisfaction.

#### **Emotional exhaustion**

The validated Persian version [49] of the 9-item emotional exhaustion scale of the Maslach Burnout Inventory (MBI) [50] was used. This scale measures the frequency in which employees experience feelings being emotionally drained by their work with using a 7-point response format ranging from '0=never' to '6=every day'. A high score is indicative of higher emotional exhaustion.

#### **Statistical analyses**

Kolmogorov–Smirnov tests were used to evaluate the normality of the data. Participants' demographic characteristics (age, gender, education etc.) were analyzed using descriptive statistics including mean and standard deviation indices. To test the research hypotheses in the form of equations between variables, to consider the measurement error, to explain the relationships between the variables in the final model, and to eliminate competing models, more advanced analytical procedures were

performed using structured equation modelling (SEM). All statistical tests were performed at the significance level of 0.05 ( $p < 0.05$ ) using IBM SPSS Statistics for Windows, version 23 (IBM Corp., Armonk, N.Y., USA) and associated AMOS software. To evaluate the good fit of the SEM model, the root mean square error of approximation (RMSEA), the root mean square residual (RMR), the good fit index (GFI), the adjusted good fit index (AGFI), the comparative fit index (CFI), and chi-square to the degree of freedom ratio ( $\chi^2/df$ ) were used. If the CFI value is 0.95 or higher, the RMSEA is less than 0.08, the GFI and AGFI values are 0.8 or 0.9, and  $\chi^2/df$  is less than 3, the model fit is considered acceptable.

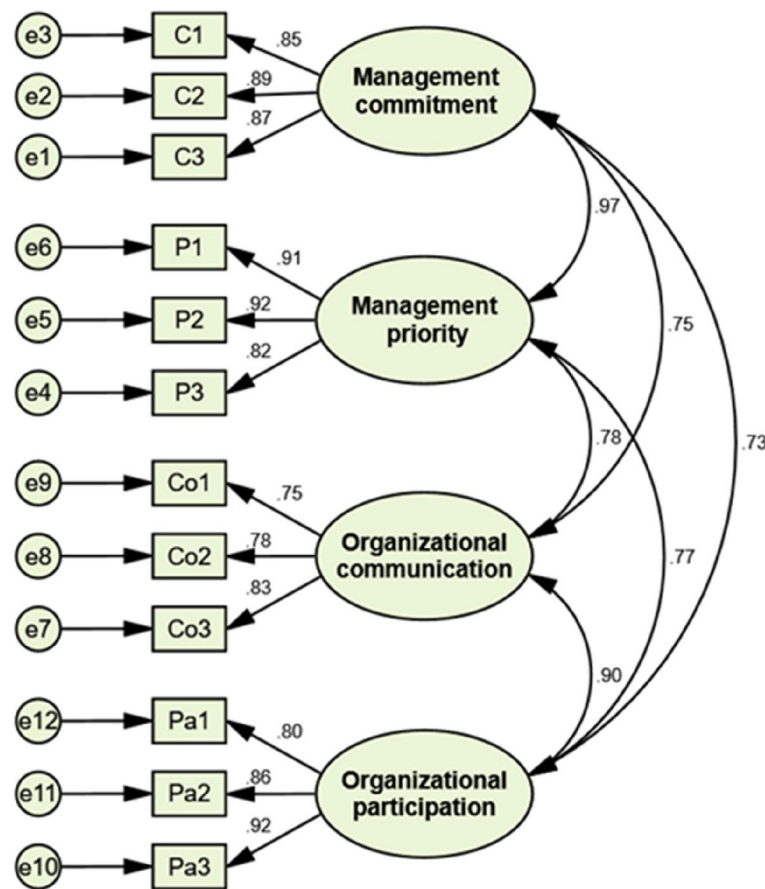
#### **Results**

A total of 340 participants were recruited to the study. Sixty participants did not complete the survey instrument, and thus the data from 280 participants were used in the final analysis: A completion rate of 82.35%. The majority of the 280 nurses who participated in the study were female (79.3%), their mean age was  $31.91 \pm 6.68$  years (range 21–54 years), and 57.5% were married whilst 42.5% were single. All nurses were employees, working full time, and the majority worked on the standard three-shift work-schedule (84.3%). Their average service records were  $8.35 \pm 6.71$  years. The majority (95%) were educated to at least Bachelor's degree level.

Regarding the psychometric properties of the translated Persian PSC-12, the mean CVI score for the PSC-12 items was higher than 0.92, and the CVR score for all items was higher than 0.67, thus indicating good content validity. The path diagram of the CFA of the scale with standardized factor loadings of the items is shown in Fig. 2.

The goodness-of-fit indices were as follows:  $\chi^2$  was 74.8, with 47 degrees of freedom ( $df$ );  $\chi^2/df=1.58$ . RMSEA=0.048, RMR=0.044, GFI=0.95, AGFI=0.92, and CFI=0.99. These indicators showed a very acceptable goodness-of-fit of the model. The factor loading values of the items measuring avoiding distraction and completing were in the range of 0.86 – 0.87, 0.80 – 0.91, 0.74 – 0.81 and 0.81 – 0.92 ( $p < 0.001$ ), indicating the most desirable factor loading of the items in four dimensions of PSC-12.

The Cronbach's alpha coefficient for PSC was 0.95 indicating excellent internal consistency. Similarly, the Cronbach's alpha 'if item deleted' coefficients were in the range of 0.944 – 0.949, and the corrected item-total correlations were in the range of 0.68 – 0.84. The confirmatory factor analysis indicated that the original four-dimensional structure of the PSC-12 remained in the Persian translation (See Table 1).



**Fig. 2** The four-factor model of the Persian version of Psychosocial Safety Climate Scale obtained by confirmatory factor analysis

**Table 1** Construct validity of PSC-12 (N= 280)

Item	Mean (SD)	Corrected item-total correlations	Cronbach's Alpha if Item Deleted	Confirmatory Factor Analysis				
				Standardized Regression Weight	Critical Rate	p		
Q1	2.58 (1.297)	.782	.946	.856	17.983	<.001		
Q2	2.44 (1.298)	.783	.946	.877	18.772	<.001		
Q3	2.44 (1.254)	.793	.946	.865		<.001		
Q4	2.34 (1.249)	.838	.944	.904	17.395	<.001		
Q5	2.40 (1.280)	.840	.944	.909	17.537	<.001		
Q6	2.26 (1.261)	.775	.947	.804		<.001		
Q7	2.60 (1.144)	.708	.949		.738	12.455	<.001	
Q8	2.85 (1.223)	.683	.949		.795	13.695	<.001	
Q9	2.62 (1.237)	.710	.949		.815		<.001	
Q10	2.62 (1.240)	.717	.948			.808	17.179	<.001
Q11	2.29 (1.209)	.752	.947			.846	18.845	<.001
Q12	2.46 (1.242)	.798	.946			.919		<.001

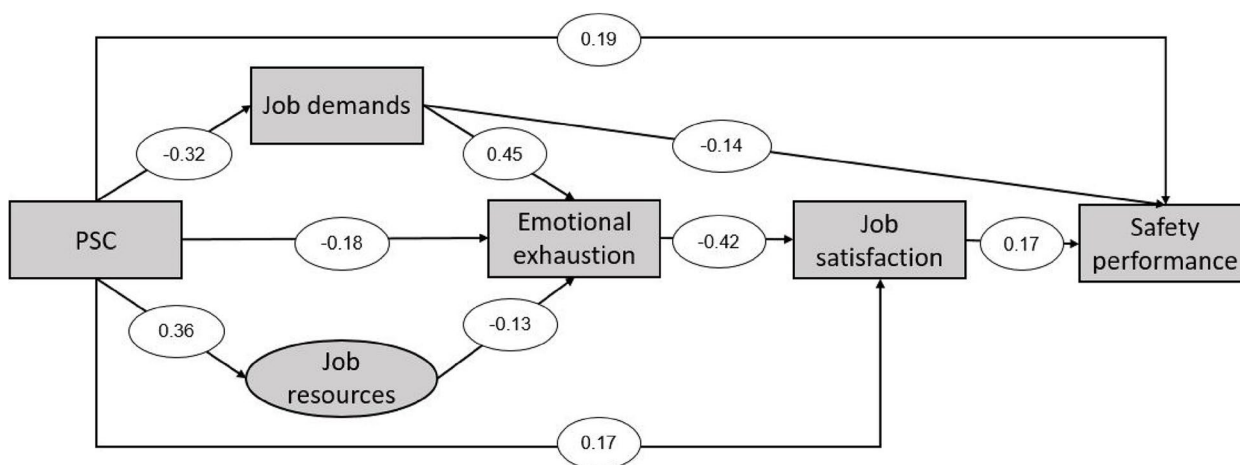
Table 2 displays descriptive data regarding the research variables, their reliability, and the correlation coefficients between the variables. As can be seen, PSC was

significantly correlated with all the research variables, and all the research variables, except control, had significant correlations with safety performance.

**Table 2** Mean, SD, scale reliability and correlations between safety performance and independent variables (N=280)

Variable	Mean	SD	$\alpha$	1	2	3	4	5	6	7	8
1. Safety Performance	32.12	5.2	.88								
2. Psychosocial Safety Climate	30.03	12.1	.95	.29**							
3. Emotional exhaustion	27.52	13.2	.92	-.28**	-.37**						
4. Job control	16.59	3.9	.68	.086	.32**	-.34**					
5. Colleague support	13.98	3.0	.79	.20**	.33**	-.27**	.39**				
6. Managerial support	17.18	4.7	.90	.23**	.33**	-.26**	.46**	.63**			
7. Job rewards	34.50	6.4	.71	.34**	.46**	-.52**	.40**	.49**	.60**		
8. Job satisfaction	12.58	3.3	.82	.27**	.33**	-.49**	.27**	.23**	.29**	.37**	
9. Job demands	25.31	5.40	.79	-.25**	-.32**	.53**	-.34**	-.18**	-.21**	-.48**	-.29**

\*\*  $p < 0.01$



**Fig. 3** Final model with standardized path coefficients for mediating effects ( $p < 0.05$ )

The proposed model did not fit well with the data based on the theoretical framework of the study. Following the AMOS software guidelines, some modifications were made in the post-hoc model to develop a suitable model by removing or adding new paths (See Fig. 3).

The goodness-of-fit indices of the final model showed an acceptable goodness-of-fit of the model ( $p = 0.023$ ), and were as follows:  $\chi^2/df = 2.60$ ,  $GFI = 0.99$ ,  $AGFI = 0.94$ ,  $NFI = 0.96$  and  $CFI = 0.97$ ,  $TLI = 0.92$ ,  $RMSEA = 0.076$ . These indicators showed a very acceptable goodness-of-fit of the model. The critical ratio (CR) and standardized coefficients of the final model paths are presented in Table 3.

In the final model, PSC was directly involved in predicting safety performance ( $\beta = 0.19$ ;  $p = 0.002$ ). Furthermore, PSC had a significant relationship with all mediator variables in the model. A comparison of the mediating variables showed that only job demands ( $\beta = -0.14$ ;  $p = 0.016$ ) had a significant direct effect on safety performance. This variable had a relatively strong direct effect on emotional exhaustion ( $\beta = 0.45$ ;  $p < 0.001$ ). The latent variable

**Table 3** The critical ratio (CR) and standardized coefficients of the final model paths

Hypothesis	CR	Standardized Estimate ( $\beta$ )	P
PSC $\rightarrow$ Job demands	-5.69	-0.32	< 0.001
PSC $\rightarrow$ Job resources	6.54	0.36	< 0.001
Job resources $\rightarrow$ Emotional exhaustion	-2.42	-0.13	< 0.015
Job demands $\rightarrow$ Emotional exhaustion	8.71	0.45	< 0.001
PSC $\rightarrow$ Emotional exhaustion	-3.29	-0.18	< 0.001
Emotional exhaustion $\rightarrow$ Job satisfaction	-7.63	-0.42	< 0.001
PSC $\rightarrow$ Job satisfaction	3.05	0.17	< 0.002
Job satisfaction $\rightarrow$ Safety performance	2.76	0.17	< 0.006
PSC $\rightarrow$ Safety performance	3.13	0.19	< 0.002
Job demands $\rightarrow$ Safety performance	-2.40	-0.14	< 0.016

job resources had only an insignificant direct effect on emotional exhaustion ( $\beta = -0.13$ ;  $p = 0.015$ ). Corrective indicators showed a new path to the effect of emotional exhaustion on job satisfaction. It should be noted

that in the initial model, job satisfaction was considered a predictor of emotional exhaustion. Accordingly, emotional exhaustion had only a relatively strong significant direct effect on job satisfaction ( $\beta = -0.42$ ;  $p < 0.001$ ) and had no direct effect on safety performance. In the final model, job satisfaction was evaluated as the last variable mediating the relationship between PSC and safety performance. This variable had a significant effect on safety performance ( $\beta = 0.17$ ;  $p = 0.006$ ). The direct, indirect, and overall effects of all the studied paths in the final model are presented in Table 4. As shown in the table, PSC had significant indirect effects on emotional exhaustion ( $\beta = -0.19$ ), job satisfaction ( $\beta = 0.17$ ), and safety performance ( $\beta = 0.10$ ). The beta coefficients for the overall effects of PSC, job resources, job demands, emotional exhaustion, and job satisfaction on safety performance were 0.291, 0.009, -0.175, -0.070, and 0.166, respectively.

**Discussion**

This study aimed to develop a model for predicting nurses’ safety performance behaviors based on psychosocial safety climate (PSC) using structural equation modelling to add to the extant literature. Overall, the

results of the study showed that PSC can directly and indirectly predict the nurses’ safety performance. In addition to the direct effect of PSC on safety performance, PSC had a significant relationship with all the variables in the research model further illuminating understanding of safety performance of nurses. This study showed that PSC affected safety performance through job demands, job resources, emotional exhaustion, and job satisfaction. These were four mediating variables hypothesized to contribute to explaining the impact of PSC in predicting safety performance of nurses. All four mediators in the proposed model had a significant role in the final model. The hypothesized model was largely but not totally supported, as discussed below.

This study is the first to model important organization variables in the prediction of safety performance in nurses in Iran. It also adds to the global literature, as previously only a few studies have addressed the association between PSC and safety performance. Most available evidence supports the association of PSC with safety performance [19, 20, 51] – indeed using data from their cross-sectional study of US nurses, Manapragada et al. [19] concluded that nurses’ safety performance is

**Table 4** Direct effect, indirect effect, and total effect of outcome variables in the final model

Predictor variable	Outcome variable	Direct effect	Indirect effect	Total effect
<b>PSC</b>	Job resources	0.365	-	0.365
	Job demands	-0.322	-	-0.322
	Emotional exhaustion	-0.181	-0.192	-0.373
	Job satisfaction	0.169	0.158	0.327
	Safety performance	0.190	0.101	0.291
<b>Job resources</b>	Job resources	-	-	-
	Job demands	-	-	-
	Emotional exhaustion	-0.127	-	-0.127
	Job satisfaction	-	0.054	0.054
	Safety performance	-	0.009	0.009
<b>Job demands</b>	Job resources	-	-	-
	Job demands	-	-	-
	Emotional exhaustion	0.450	-	0.450
	Job satisfaction	-	-0.190	-0.190
	Safety performance	-0.144	-0.031	175/0-
<b>Emotional exhaustion</b>	Job resources	-	-	-
	Job demands	-	-	-
	Emotional exhaustion	-	-	-
	Job satisfaction	-0.423	-	-0.423
	Safety performance	-	-0.070	-0.070
<b>Job satisfaction</b>	Job resources	-	-	-
	Job demands	-	-	-
	Emotional exhaustion	-	-	-
	Job satisfaction	-	-	-
	Safety performance	0.166	-	0.166



continent on organizational management of psychosocial risks in their workplace. There is, however, one substantial longitudinal investigation using Australian healthcare staff that did not confirm a direct relationship between PSC and occupational accidents [34]. Nevertheless, in that study there could be underestimates of safety performance, as this was measured by reported accident rates [13]. This was acknowledged in the discussion of the findings.

The present study showed that if the PSC is high in an organization, then risks to employees' mental health and safety behaviors are likely to be lower. When employees perceive that their safety and mental health are important to management it increases their positive emotions and motivation [18], and these emotions may have a positive effect on their safety behaviors. In addition, referring to the conservation of resources theory [52], it has been argued that in environments with high PSC levels, management actions to reduce stressors conserve employees' energy and resources to spend them on improving safety behaviors [53]. Although this study did not specifically link their argument to nurses, including doctors and other health professionals, the fact that the central arguments have been endorsed in nurses, and in other service organizations [54] is a strong endorsement for a focus on seeking to provide high PSC to promote safety behaviors in nurses.

The results of the present study showed that PSC had a negative relationship with job demands. The association between PSC and job demands has been confirmed in many studies [55–57], and thus was a feature of our hypothesized model, and supported in the final model. Thus, it can be concluded that management can play an important role in reducing job demands by creating an environment of high PSC. Job demands are not necessarily considered negative factors, however when job demands are excessive they will turn into stressors, and, according to job demands-resources theory, present negative consequences [25, 58, 59] one of these negative consequences is reduced safety performance. Thus, PSC is indirectly involved in safety performance through job demands. Accordingly, in an environment with high PSC, management actions can prevent the increase of job demands and subsequently improve safety performance.

The results also showed that PSC has a positive relationship with job resources. There are many resources associated with supporting employees in their work, and in this research it was represented by a latent variable comprised of job rewards, job control, and two forms of social support. These variables have all been identified as key job resources in the literature [26], and the results of previous studies on the relationship between PSC and job resources support this finding [23, 44, 60]. In addition,

the results of path analysis showed that among the factors in the model, PSC had the highest impact on job resources. This result seems reasonable because management plays an important role in providing job resources. Management can also help increase social support by creating a supportive environment. Therefore, in an environment with high PSC, management strives to maintain employees' safety and mental health by providing job resources for them. This perception makes it easier for employees to deal with stressors and job demands and it also reduces negative emotions such as emotional exhaustion and job dissatisfaction. As a result, positive behaviors resulting from job satisfaction such as safety performance increase. Therefore, PSC can also affect safety performance by improving job resources. This assertion was supported in the final model.

The present study confirmed the association of PSC with job satisfaction seen in previous studies [58]. Employees experience a higher level of job satisfaction in an environment where they feel that their mental health is as important as their productivity. Since job satisfaction was found to be directly related to safety performance in the final model, it can be concluded that PSC can also enhance nurses' safety performance by improving their job satisfaction.

Based on the extant literature [20, 24, 61, 62], another hypothesis of the study was the relationship between PSC and emotional exhaustion. The results of SEM showed that PSC was directly correlated with emotional exhaustion. When PSC is high, it means that management cares about employees' psychosocial health. Thus, employees feel valued, and this reduces their negative feelings in the workplace. Conversely, the lack of a psychosocial safety climate in the organization can increase employees' willingness to hide emotions instead of expressing them. This happens when managers do not care about the employees' mental health and do not pay attention to their concerns. The cumulative effect of these stresses, in the long run, leads to a feeling of emotional exhaustion [19, 23] and consequently can negatively affect their safety performance.

In the hypothesized model, the latent variable job resources was considered as a mediator of the relationship between PSC and safety performance. The results showed that job resources were negatively related to emotional exhaustion, as was confirmed in previous studies [29, 31, 63, 64]. This study also showed that job resources were not directly related to job satisfaction but contrary to our hypothesis, they affected job satisfaction through emotional exhaustion. Gountas and Gountas [30] reported results that conflict with the findings of the present study, however their study was focused on the direct relationship between social support (from

colleagues and managers) with job satisfaction. When a broader view of job resources is considered, the findings of most studies supported the results of the present study. Critically, the findings do not support the hypothesized direct association between job resources and safety performance, although job resources was found to be indirectly correlated with safety performance through emotional exhaustion and job satisfaction. Previous studies have reported different results. As an example, Turner et al. showed an association of job resources and safety participation, but no correlation between job resources and safety compliance [65], whilst Guo et al. found that job resources were associated with safety compliance but not significantly with safety participation [66]. In contrast, Bronkhorst reported a significant relationship between supervisor support, coworker support, and job control with safe physical behavior [15]. Ultimately, no definite conclusion can be drawn about the relationship between job resources and safety performance.

There is more consistent evidence for an indirect link between job resources and safety performance, in line with our finding of a new path for the relationship between job resources and safety performance through emotional exhaustion and job satisfaction. No study has addressed this issue yet. Nevertheless, many studies have confirmed the relationship between job resources and emotional exhaustion and the association of emotional exhaustion with job satisfaction and safety performance. Generally, it can be concluded that job resources have the greatest impact on emotional exhaustion and they can affect other factors such as job satisfaction and safety performance by reducing emotional exhaustion. Therefore, in a hospital setting where nurses have a friendly and supportive relationship with managers and colleagues, they have the power to control the performance of tasks, they can share positive and negative feelings and experiences from daily encounters with patients and their families with their colleagues and managers, they receive adequate material and spiritual rewards in return for the efforts they make, and thus it is easier for them to deal with workplace stressors. In such situations, employees have more positive emotions, which improves their mental health and reduces any emotional exhaustion [31, 67].

In addition to the direct impact of job demands on safety performance, job demands were also indirectly related to safety performance through emotional exhaustion and job demands. This finding supported our evidence-based hypothesis [11, 15, 64]. Therefore, given the direct and indirect impacts of job demands on safety performance, job demands can be considered as an important factor in predicting the safety performance of health care and medical staff. Accordingly, it can be argued that employees may ignore safety instructions when

faced with high job demands because they spend their time completing their duties. On the other hand, when job demands are high, employees try to complete their tasks instead of taking the time to volunteer to improve safety, and this, in turn, decreases the level of safety performance [65]. Furthermore, job demands indirectly affect safety performance through emotional exhaustion and job satisfaction. According to the path of health disorders, when job demands are not commensurate with employees' ability, achieving job goals becomes difficult for employees and they will have to spend a lot of energy to complete their jobs. Moreover, if high job demands are persistent, it leads to employees' energy depletion and ultimately emotional exhaustion [63, 68]. The experience of emotional exhaustion over time will reduce nurses' satisfaction with their work and work environment and ultimately leads to a decrease in safety performance, indicating intervention is required to prevent this situation.

Emotional exhaustion is known as the main component of burnout. The SEM showed that, contrary to the hypothetical model, job satisfaction had no effect on emotional exhaustion and, conversely, emotional exhaustion was a predictor of job satisfaction and was indirectly related to safety performance. Both paths have been reported in previous studies [63, 69, 70]. However, there has been some controversy regarding whether or not emotional exhaustion is a predictor of job satisfaction [69, 71]. Differences in findings may be due to the use of different measures of job satisfaction. Although previous studies have suggested that emotional exhaustion is a predictor of safety performance, most of these studies that have not found a relationship have used lagging indicators of safety performance such as reported accidents [29] or final safety consequences [29]. On the other hand, studies to date have not examined the relationship between emotional exhaustion and safety performance through job satisfaction, even though the relationship between job satisfaction and safety performance has been confirmed by previous studies [51, 72]. Therefore, one of the contributions of the present study was the introduction of a new path to predicting safety performance.

### Strengths and Limitations

The present study developed a new model that can be used to come up with a better understanding of the factors affecting safety performance behaviors in nurses. This model can support interventions to ameliorate risks for occupational accidents. Specifically, this study incorporated the effects of psychosocial factors such as psychosocial safety climate and psychological factors including emotional exhaustion and job satisfaction as well as job characteristics like job demands and resources to understand safety performance. In most previous

studies, investigations of safety performance have been restricted to considering the contribution of physical safety climate and ignore the psychosocial dimensions of safety climate. Nevertheless, the present study showed that psychosocial safety climate was a powerful factor in predicting nurses' safety performance.

Despite its strengths, the study was conducted with some limitations. For instance, the research sample included nurses in one city in Iran. Nevertheless, we suggest that their job and the context of their work is similar throughout Iran and many parts of the world – particularly at the time of the study during the global pandemic. The data in this study were collected using self-report instruments and the potential for social desirability bias is ever present. In this study, an attempt was made to incorporate the most important organizational and psychosocial factors affecting safety performance in a model. However, given the wide range of factors influencing safety performance, it is impossible to consider all factors in a single study. Therefore, other individual factors, especially employees' psychosocial and psychological factors must be explored in future studies. Another limitation of the present study that is common in all cross-sectional studies is that they cannot explain cause-and-effect relationships. Moreover, despite the advantages of structural equation modeling, its mathematical foundation is based on the assumption of linear relations. The relationships between psychological and environmental variables are not necessarily linear and can be a function of nonlinear relationships. Therefore, it is suggested to use nonlinear and curved models such as artificial neural networks to better understand the impact of psychosocial factors on safety performance and other variables are used in due course.

## Conclusion

The present study employed SEM to develop a new model for predicting safety performance based on the psychosocial safety climate. The assessment of the model showed that the psychosocial safety climate, both directly and indirectly by affecting all variables in the model from four different paths, can help improve nurses' safety performance. Therefore, it can be concluded that the psychosocial safety climate plays a very important role in predicting nurses' safety performance, and in addition to paying attention to the physical aspects of the workplace, organizations should also take into account PSC to improve safety.

## Abbreviations

PSC	Psychosocial Safety Climate
SEM	Structural Equation Modeling
ERIQ	The Effort-Reward Imbalance Questionnaire

MOAQ-JSS	The Michigan Organizational Assessment Questionnaire Job Satisfaction Subscale
MBI	The Maslach Burnout Inventory
CVR	Content Validity Ratio
CVI	Content Validity Index
CFA	Confirmatory Factor Analysis
$\chi^2/df$	Chi-Square/Degrees of Freedom Ratio
RMSEA	Root Mean Square Error of Approximation
GFI	Goodness-of-Fit Index
AGFI	Adjusted Goodness-of-Fit Index
CFI	Comparative Fit Index

## Acknowledgements

This study is part of the first author's MSc thesis and was conducted with financial support from Shiraz University of Medical sciences. The authors also thank the nurses for participating in the study.

## Authors' contributions

All authors read and approved the final manuscript. HM, FA and MJ contributed to the Conceptualization, Project administration, Formal analysis and Writing – original draft. MK, and RC contributed to the Methodology and Writing – review & editing.

## Funding

Shiraz University of Medical Sciences had funding support for data collection, study design, interpretation, and writing manuscript (Grant number 98010419691). The university did not participate in the writing of this paper, nor did it read or approve it.

## Availability of data and materials

The datasets used and/or analyzed during the current study are available from the corresponding author on reasonable request.

## Declarations

### Ethics approval and consent to participate

All procedures followed were in accordance with the ethical standards of the responsible committee of human experimentation (institutional and national) and with the Helsinki Declaration of 1975, as revised in 2000. Written informed consent was obtained from all participants for being included in the study. This research project was authorized by the Ethics Committee in Medical Researches of Shiraz University of Medical Sciences under the code of ethics IR.SUMS.REC.1398.653.

### Consent for publication

Not applicable.

### Competing interests

The authors declare that they have no competing interests.

### Author details

<sup>1</sup>Department of Occupational Health and Safety Engineering, School of Health, Shiraz University of Medical Sciences, Shiraz, Iran. <sup>2</sup>Department of Psychology, Liverpool Hope University, Liverpool, UK. <sup>3</sup>Department of Ergonomics, School of Health, Shiraz University of Medical Sciences, PO Box 71645-111, Shiraz, Iran.

Received: 4 September 2022 Accepted: 9 June 2023

Published online: 22 June 2023

## References

1. Almost JM, et al. A study of leading indicators for occupational health and safety management systems in healthcare. *BMC Health Serv Res.* 2018;18:1–7.
2. Almaghrabi A, Alsharif F. Prevalence of Low Back Pain and Associated Risk Factors among Nurses at King Abdulaziz University Hospital. *Int J Environ Res Pub Health.* 2021;18:1567.

3. Galanis P, Vraka I, Fragkou D, Bilali A, Kaitalidou D. Nurses' burnout and associated risk factors during the COVID-19 pandemic: A systematic review and meta-analysis. *J Advan Nurs*. 2021;77:3286–302.
4. Giménez Lozano JM, Martínez Ramón JP, Morales Rodríguez FM. Doctors and nurses: a systematic review of the risk and protective factors in workplace violence and burnout. *Int J Environ Res Pub Health*. 2021;18:3280.
5. Mokarami H, Eskandari S, Cousins R, Salehi M, Kazemi R, Razeghi M, Choobineh A. Development and validation of a Nurse Station Ergonomics Assessment (NSEA) tool. *BMC Nurs*. 2021;20:83.
6. Abdi F, Jahangiri M, Kamalinia M, Cousins R, Mokarami H. Presenteeism and work ability: development of the Persian version of the Stanford Presenteeism Scale (P-SPS-6) and measurement of its psychometric properties. *BMC Psychol*. 2021;9:120.
7. Ko YK, Jeong SH, Yu S. Job autonomy, perceptions of organizational policy, and the safety performance of nurses. *Int J Nurs Pract*. 2018;24:e12696.
8. Vernon R, Chiarella M, Papps E, Lark A. Assuring competence or ensuring performance. *Collegian*. 2019;26:399–406.
9. Burke MJ, Sarpy SA, Tesluk PE, Smith-Crowe KR. General safety performance: A test of a grounded theoretical model. *Personnel Psych*. 2002;55:429–57.
10. Lievens I, Vlerick P. Transformational leadership and safety performance among nurses: the mediating role of knowledge-related job characteristics. *J Advan Nurs*. 2014;70:651–61.
11. Fernández-Muñiz B, Montes-Peón JM, Vázquez-Ordás CJ. The role of safety leadership and working conditions in safety performance in process industries. *J Loss Prevent Process Indust*. 2017;50:403–15.
12. Hassan AMAZ, Esmail JM. A conceptual framework for upgrading safety performance by influence safety training, management commitment to safety and work environment: Jordanian hospitals. *Int J Business Soc Res*. 2018;8:25–35.
13. Griffin MA, Hu X. How leaders differentially motivate safety compliance and safety participation: The role of monitoring, inspiring, and learning. *Saf Sci*. 2013;60:196–202.
14. Griffin MA, Neal A. Perceptions of safety at work: A framework for linking safety climate to safety performance, knowledge, and motivation. *J Occup Health Psych*. 2000;5:347–58.
15. Bronkhorst B. Behaving safely under pressure: The effects of job demands, resources, and safety climate on employee physical and psychosocial safety behavior. *J Saf Res*. 2015: 63–72.
16. Neal A, Griffin MA. A study of the lagged relationships among safety climate, safety motivation, safety behavior, and accidents at the individual and group levels. *J Appl Psychol*. 2006;91:946–53.
17. Zohar D. In: Quick JC, Tetrick LE, editors. *afety climate: conceptual and measurement issues*. In *Handbook of Occupational Health Psychology*. 2nd ed. Washington, DC: APA; 2011. p. 141–64.
18. Griffin MA, Curcuruto M. Safety climate in organizations. *Ann Rev Org Psychol Org Behav*. 2016;3:191–212.
19. Manapragada A, Bruk-Lee V, Thompson AH, Heron LM. When safety climate is not enough: Examining the moderating effects of psychosocial hazards on nurse safety performance. *J Advan Nurs*. 2019;75:1207–18.
20. Zadow AJ, Dollard MF, McLinton SS, Lawrence P, Tuckey MR. Psychosocial safety climate, emotional exhaustion, and work injuries in healthcare workplaces. *Stress Health*. 2017;33:558–69.
21. McLinton SS, Dollard MF, Tuckey MR. New perspectives on psychosocial safety climate in healthcare: A mixed methods approach. *Saf Sci*. 2018;109:236–45.
22. Dollard MF, Karasek RA. In: Houdmont J, Leka S, editors. *Building psychosocial safety climate: Evaluation of a socially coordinated PAR risk management stress prevention study*. In *Contemporary Occupational Health Psychology: Global Perspectives*. Hoboken: Wiley; 2010. p. 208–33.
23. Dollard MF, Bakker AB. Psychosocial safety climate as a precursor to conducive work environments, psychological health problems, and employee engagement. *J Occup Org Psychol*. 2010;83:579–99.
24. Hall GB, Dollard MF, Coward J. Psychosocial safety climate: Development of the PSC-12. *Int J Stress Manag*. 2010;17:353–83.
25. Demerouti E, Bakker AB, Nachreiner F, Schaufeli WB. The job demands-resources model of burnout. *J Appl Psychol*. 2001;86:499–512.
26. Schaufeli WB, Taris TW. In: Bauer GF, Hämmig O, editors. *A critical review of the Job Demands-Resources model: Implications for improving work and Health*. In *Bridging Occupational, Organizational and Public Health: A Transdisciplinary Approach*. Dordrecht: Springer Science+Business Media; 2014. p. 43–68.
27. Idrees MD, Hafeez M, Kim JY. Workers' age and the impact of psychological factors on the perception of safety at construction sites. *Sustainability*. 2017;9:745.
28. Kim CW, McInerney ML, Alexander RP. Job satisfaction as related to safe performance: A case for a manufacturing firm. *Coastal Business Journal*. 2002;1:63–71.
29. Li F, Jiang L, Yao X, Li Y. Job demands, job resources and safety outcomes: The roles of emotional exhaustion and safety compliance. *Accident Anal Prevent*. 2013;51:243–51.
30. Gountas S, Gountas J. How the 'warped' relationships between nurses' emotions, attitudes, social support and perceived organizational conditions impact customer orientation. *J Advan Nurs*. 2016;72:283–93.
31. Baeriswyl S, Krause A, Schwaninger A. Emotional exhaustion and job satisfaction in airport security officers—work-family conflict as mediator in the job demands—resources model. *Front Psychol*. 2016;7:663.
32. Maslach C, Goldberg J. Prevention of burnout: new perspectives. *Appl Prevent Psychol*. 1998;7:63–74.
33. Talaie A, Mokhber N, Mohammad-Nejad M, Samari AA. Burnout and its related factors in staffs of university hospitals in Mashhad in 2006. *Koomeh*. 2008;9:237–46.
34. McLinton SS, Afsharian A, Dollard MF, Tuckey MR. The dynamic interplay of physical and psychosocial safety climates in frontline healthcare. *Stress Health*. 2019;35:650–64.
35. Bartlett JE, Kotrick JW, Higgins CC. Organizational research: determining appropriate sample size in survey research. *Inform Technol Learn Perform J*. 2001;19:43–50.
36. Salkind NJ. *Exploring research*. 3rd ed. Prentice Hall: Upper Saddle River, NJ; 1997.
37. Afsharian A, Zadow A, Dollard AF. Psychosocial safety climate from two different cultural perspectives in the Asia Pacific: Iran and Australia hospitals. In: Shimazu A, Bin Nordin R, Dollard M, Oakman J, editors. *Psychosocial factors at work in the Asia Pacific: From theory to practice*. Cham: Springer; 2016. p.187–201.
38. Beaton DE, Bombardier C, Guillemin F, Ferraz MB. Guidelines for the process of cross-cultural adaptation of self-report measures. *Spine*. 2000;25:3186–91.
39. Polit DF, Beck CT, Owen SV. Is the CVI an acceptable indicator of content validity? Appraisal and recommendations. *Res Nurs Health*. 2007;30:459–67.
40. Lawshe CH. A quantitative approach to content validity. *Personnel Psychol*. 1975;28:563–75.
41. Kalteh HO, Mortazavi SB, Mohammadi E, Salehi M. Psychometric properties of the Persian version of Neal and Griffin's safety performance scale. *Int J Occup Saf Ergon*. 2021;27:41–7.
42. Neal A, Griffin MA, Hart PM. The impact of organizational climate on safety climate and individual behavior. *Saf Sci*. 2000;34:99–109.
43. Cousins R, Mackay CJ, Clarke SD, Kelly C, Kelly PJ, McCaig RH. 'Management standards' work-related stress in the UK: Practical development. *Work Stress*. 2004;18:113–36.
44. Azad ME, Gholami FM. Reliability and validity assessment for the HSE job stress questionnaire. *J Behav Sci*. 2011;4:291–7.
45. Siegrist J, Starke D, Chandola T, Godin I, Marmot M, Niedhammer I, Peter R. The measurement of effort-reward imbalance at work: European comparisons. *Soc Sci Med*. 2004;58:1483–99.
46. Yadegarfar G, Alinia T, Hosseini R, Hassannejad R, Fayaz M, Sanati J, Sanati K, Harandi J, Hajnoorzali V, Baghi M, Mirzavand E, Majeed A. Psychometric properties of the Farsi version of effort-reward imbalance questionnaire: a longitudinal study in employees of a synthetic fibre factory in Iran. *Int Arch Occup Environ Health*. 2013;86:147–55.
47. Bowling NA, Hammond GD. A meta-analytic examination of the construct validity of the Michigan Organizational Assessment Questionnaire Job Satisfaction Subscale. *J Vocational Behav*. 2008;73:63–77.
48. Mokarami H. Developing a model to explain turnover intention based on macroergonomics factors and role of fatigue and work ability index (WAI) as mediators. PhD Thesis. Tarbiat Modares University, Occup Health Eng Dept. 2016.
49. Akbari R, Ghafar Samar R, Kiany GR, Eghtesadi AR. Factorial validity and psychometric properties of Maslach burnout inventory—the Persian version. *Knowledge Health*. 2011;6:1–8.

50. Maslach C, Jackson CE. The measurement of experienced burnout. *J Org Behav*. 1981;2:99–113.
51. Avanzi L, Savadori L, Fraccaroli F. Unraveling the organizational mechanism at the root of safety compliance in an Italian manufacturing firm. *Int J Occup Saf Ergon*. 2018;24:52–61.
52. Hobfoll SE. Conservation of resources: A new attempt at conceptualizing stress. *Am Psychol*. 1989;44:513–24.
53. Brunetto Y, Saheli N, Dick T, Nelson S. Psychosocial safety climate, psychological capital, healthcare SLBs' wellbeing and innovative behaviour during the COVID 19 pandemic. *Pub Perform Manag Rev*. 2022;45:751–72.
54. Siami S, Gorji M, Martin A. Psychosocial safety climate and psychological capital for positive customer behavioral intentions in service organizations. *Am J Business*. 2023;38:1–21.
55. Idris MA, Dollard MF, Coward J, Dormann C. Psychosocial safety climate: Conceptual distinctiveness and effect on job demands and worker psychological health. *Saf Sci*. 2012;50:19–28.
56. Dollard MF, et al. Psychosocial safety climate as an antecedent of work characteristics and psychological strain: A multilevel model. *Work Stress*. 2012;26:385–404.
57. Dollard MF, Jain A. A corruption of public values at work; psychosocial safety climate, work conditions, and worker health across 31 European Countries. In: Dollard MF, Dormann C, Idris MA, editors. *Psychosocial Safety Climate*. Cham: Springer; 2019. p.77–106.
58. Hall GB, Dollard MF, Winefield AH, Dormann C, Bakker AB. Psychosocial safety climate buffers effects of job demands on depression and positive organizational behaviors. *Anx Stress Coping*. 2013;26:355–77.
59. Nahrgang JD, Morgeson FP, Hofmann DA. Safety at work: a meta-analytic investigation of the link between job demands, job resources, burnout, engagement, and safety outcomes. *J Appl Psychol*. 2011;96:71.
60. Idris MA, Dollard MF, Winefield AH. Integrating psychosocial safety climate in the JD-R model: A study amongst Malaysian workers. *SA J Ind Psychol*. 2011;37(2):29–39.
61. Dollard MF, Idris MA. Climate congruence: How espoused psychosocial safety climate and enacted managerial support affect emotional exhaustion and work engagement. *Saf Sci*. 2017;96:132–42.
62. Bronkhorst B, Vermeeren B. Safety climate, worker health and organizational health performance: Testing a physical, psychosocial and combined pathway. *Int J Workplace Health Manage*. 2016;12:270–89.
63. Lewig KA, Dollard MF. Emotional dissonance, emotional exhaustion and job satisfaction in call centre workers. *Euro J Work Org Psychol*. 2003;12:366–92.
64. Baeriswyl S, Krause A, Elfering A, Berset M. How workload and coworker support relate to emotional exhaustion: The mediating role of sickness presenteeism. *Int J Stress Manag*. 2017;24:52–73.
65. Turner N, Stride CB, Carter AJ, McCaughey D, Carrol A. Job Demands–Control–Support model and employee safety performance. *Accident Anal Prevent*. 2012;45:811–7.
66. Guo BH, Yiu TW, González VA. Predicting safety behavior in the construction industry: Development and test of an integrative model. *Saf Sci*. 2016;84:1–11.
67. Alves D, Guirardello E. Safety climate, emotional exhaustion and job satisfaction among Brazilian paediatric professional nurses. *Int Nurs Rev*. 2016;16:328–35.
68. McGregor A, Magee CA, Caputi P, Iverson D. A job demands-resources approach to presenteeism. *Career Develop Int*. 2016;21:42–418.
69. Skaalvik EM, Skaalvik S. Motivated for teaching? Associations with school goal structure, teacher self-efficacy, job satisfaction and emotional exhaustion. *Teaching Teacher Educ*. 2017;67:152–60.
70. Habibi H, Mooghali A, Bagheri Lankarani K, Habibi F. Relationship between nurses' job satisfaction and burnout with patients satisfaction in Shiraz, 2012. *J Hayat*. 2014;20:30–42.
71. Koon VY, Pun PY. The mediating role of emotional exhaustion and job satisfaction on the relationship between job demands and instigated workplace incivility. *J Appl Behav Sci*. 2018;54:187–207.
72. Tengilimoglu D, Celik E, Guzel A. The effect of safety culture on safety performance: Intermediary role of job satisfaction. *J Econ Manage Trade*. 2016;15:1–12.

## Publisher's Note

Springer Nature remains neutral with regard to jurisdictional claims in published maps and institutional affiliations.

**Ready to submit your research? Choose BMC and benefit from:**

- fast, convenient online submission
- thorough peer review by experienced researchers in your field
- rapid publication on acceptance
- support for research data, including large and complex data types
- gold Open Access which fosters wider collaboration and increased citations
- maximum visibility for your research: over 100M website views per year

**At BMC, research is always in progress.**

Learn more [biomedcentral.com/submissions](https://biomedcentral.com/submissions)



## Terms and Conditions

Springer Nature journal content, brought to you courtesy of Springer Nature Customer Service Center GmbH (“Springer Nature”).

Springer Nature supports a reasonable amount of sharing of research papers by authors, subscribers and authorised users (“Users”), for small-scale personal, non-commercial use provided that all copyright, trade and service marks and other proprietary notices are maintained. By accessing, sharing, receiving or otherwise using the Springer Nature journal content you agree to these terms of use (“Terms”). For these purposes, Springer Nature considers academic use (by researchers and students) to be non-commercial.

These Terms are supplementary and will apply in addition to any applicable website terms and conditions, a relevant site licence or a personal subscription. These Terms will prevail over any conflict or ambiguity with regards to the relevant terms, a site licence or a personal subscription (to the extent of the conflict or ambiguity only). For Creative Commons-licensed articles, the terms of the Creative Commons license used will apply.

We collect and use personal data to provide access to the Springer Nature journal content. We may also use these personal data internally within ResearchGate and Springer Nature and as agreed share it, in an anonymised way, for purposes of tracking, analysis and reporting. We will not otherwise disclose your personal data outside the ResearchGate or the Springer Nature group of companies unless we have your permission as detailed in the Privacy Policy.

While Users may use the Springer Nature journal content for small scale, personal non-commercial use, it is important to note that Users may not:

1. use such content for the purpose of providing other users with access on a regular or large scale basis or as a means to circumvent access control;
2. use such content where to do so would be considered a criminal or statutory offence in any jurisdiction, or gives rise to civil liability, or is otherwise unlawful;
3. falsely or misleadingly imply or suggest endorsement, approval, sponsorship, or association unless explicitly agreed to by Springer Nature in writing;
4. use bots or other automated methods to access the content or redirect messages
5. override any security feature or exclusionary protocol; or
6. share the content in order to create substitute for Springer Nature products or services or a systematic database of Springer Nature journal content.

In line with the restriction against commercial use, Springer Nature does not permit the creation of a product or service that creates revenue, royalties, rent or income from our content or its inclusion as part of a paid for service or for other commercial gain. Springer Nature journal content cannot be used for inter-library loans and librarians may not upload Springer Nature journal content on a large scale into their, or any other, institutional repository.

These terms of use are reviewed regularly and may be amended at any time. Springer Nature is not obligated to publish any information or content on this website and may remove it or features or functionality at our sole discretion, at any time with or without notice. Springer Nature may revoke this licence to you at any time and remove access to any copies of the Springer Nature journal content which have been saved.

To the fullest extent permitted by law, Springer Nature makes no warranties, representations or guarantees to Users, either express or implied with respect to the Springer nature journal content and all parties disclaim and waive any implied warranties or warranties imposed by law, including merchantability or fitness for any particular purpose.

Please note that these rights do not automatically extend to content, data or other material published by Springer Nature that may be licensed from third parties.

If you would like to use or distribute our Springer Nature journal content to a wider audience or on a regular basis or in any other manner not expressly permitted by these Terms, please contact Springer Nature at

[onlineservice@springernature.com](mailto:onlineservice@springernature.com)