

Response-irrelevant number, duration and extent information triggers the SQARC effect: Evidence from an implicit paradigm

Journal:	<i>Quarterly Journal of Experimental Psychology</i>
Manuscript ID	QJE-STD-18-065.R2
Manuscript Type:	Standard Article
Date Submitted by the Author:	13-Dec-2018
Complete List of Authors:	Simmons, Fiona; Liverpool John Moores University, Natural Sciences and Psychology Gallagher-Mitchell, Thomas; Liverpool Hope University Ogden, Ruth; Liverpool John Moores University, School of Natural Sciences and Psychology
Keywords:	SQARC, Numerosity, Duration, Magnitude, SNARC

SCHOLARONE™
Manuscripts

Running head: Implicit SQARC effects

1
2
3 **Response-irrelevant number, duration and extent information triggers the SQARC**
4 **effect: Evidence from an implicit paradigm**
5
6

7 Fiona Simmons¹, Thomas Gallagher-Mitchell² and Ruth S. Ogden¹
8
9

10 ¹School of Natural Sciences and Psychology, Liverpool John Moores University,
11
12 Liverpool, UK, L3 5AF.
13

14
15 ²Department of Psychology, Hope Park, Liverpool Hope University,
16
17 Liverpool, UK, L16 9JD
18
19

20
21
22
23 f.r.simmons@ljmu.ac.uk
24

25 mitchet@hope.ac.uk
26

27
28 r.s.ogden@ljmu.ac.uk
29
30

31
32
33 Correspondence concerning this article should be addressed to Dr Fiona Simmons, School of
34
35 Natural Sciences and Psychology, Liverpool John Moores University,
36
37
38 Liverpool, UK, L3 5AF.
39

40
41 Tel.: +44 (0)151 904 6343. Email address: f.r.simmons@ljmu.ac.uk
42
43
44
45
46
47
48
49
50
51
52
53
54
55
56
57
58
59
60

Running head: Implicit SQARC effects

Abstract:

Spatial–Numerical Association Of Response Codes (SNARC) and Spatial–Quantity Association Of Response Codes (SQARC) effects are evident when people produce faster left-sided responses to smaller numbers, sizes and durations and faster right-sided responses to larger numbers, sizes and durations. SQARC effects have typically been demonstrated in paradigms where the explicit processing of quantity information is required for successful task completion. The current study tested whether the implicit presentation of task-irrelevant magnitude information could trigger a SQARC effect as has been demonstrated previously when task-irrelevant information triggers a SNARC effect (Mitchell, Bull & Cleland, 2012). In Experiment 1 participants ($n = 20$) made orientation judgments for triangles varying in numerosity and physical extent. In Experiment 2 participants ($n = 20$) made orientation judgments for triangles varying in numerosity and for a triangle preceded by a delay of varying duration. SNARC effects were observed for the numerosity conditions of Experiment 1 and 2 replicating Mitchell et al., (2012). SQARC effects were also demonstrated for physical extent and for duration. These findings demonstrate that SQARC effects can be implicitly triggered by the presentation of the task-irrelevant magnitude.

Running head: Implicit SQARC effects

Introduction

It is becoming increasingly clear that there are commonalities in the way in which different domains of magnitude (e.g., time, space, numerosity) are perceived. Representations of time, size and number are interrelated from the first days of life (de Hevia, Izard, Coubart, Spelke & Streri, 2014), share similar development trajectories (Droit-Volet, Clement, & Fayol, 2008; Feigenson, 2007, however see Odic, 2018) and are exhibited in non-human animals (De Corte, Navarro & Wasserman, 2017). Neuroimaging studies show comparable, and at times overlapping (Kaufmann et al., 2005), parietal activation during the processing of number (Dehaene, Piazza, Pinel, & Cohen, 2003), duration (Pouthas et al., 2005), and space/length (Pinel, Piazza, Le Bihan, & Dehaene, 2004). Behaviour tasks suggest that judgements of magnitude show similar output features (e.g., conformity to Weber's Law) (Dehaene & Brannon, 2011; Dormal & Pesanti, 2012; Droit-Volet, 2010, 2013). Furthermore, on tasks in which multiple domains of magnitude are presented simultaneously, congruency between the magnitude domains facilitates task performance (Wühr & Seegelke, 2018) whereas incongruence impairs performance (e.g., Coull, Charras, Donadieu, Droit-Volet, & Vidal, 2015, Xuan, Zhang, He, & Chen, 2007).

These findings can be taken as evidence for shared processing theories such as A Theory of Magnitude (ATOM; Buetti & Walsh, 2009; Walsh, 2003). ATOM proposes that different domains of magnitude (e.g., time, space, numerosity) share a common neural processing system located in the parietal cortex. This processing system is thought to have developed to facilitate action-control through the integration of size, duration and numerosity information from the environment. Within this system, magnitude representations are thought to be monotonically mapped, so that changes in one magnitude domain (e.g., increased number) correspond with changes in other domains (e.g., increased size). Interference effects, in which judgements of the relevant magnitude domain are influenced by task-irrelevant magnitude

Running head: Implicit SQARC effects

1
2
3 information from another domain, can be argued to result from this mapping (see Walsh, 2003
4 and Pinel et al., 2004).

5
6
7
8 However, a shared magnitude processing system is not the only plausible explanation
9 for the interference effects observed (see Van Opstal & Verguts, 2013 for critique). Interference
10 effects could instead reflect competition for shared response or decision processing systems
11 (see and Van Opstal & Verguts, 2013; Reike & Schwarz, 2017, Tagliabue, Zorzi, Umilta &
12 Bassignani, 2000 for discussion). Furthermore, as Van Opstal & Verguts (2013) highlight,
13 comparable neural activity during the processing of different magnitude domains may not
14 reflect the underlying stimulus representation itself, but may reflect activation from comparable
15 decision processing or response systems.
16
17
18
19
20
21
22
23
24
25

26 *SNARC Effects*

27
28 Within the field of numerical cognition it has been argued that numerosity is
29 represented on an internal directional spatial continuum in which “few” is represented on the
30 left and “large” is represented on the right (Dehaene, 1992; Fias, Brysbaert, Geypens, &
31 d’Ydewalle 1996; Hoffman, Martin, Schiltz, 2013). This suggestion is supported by findings
32 demonstrating the Spatial–Numerical Association Of Response Codes (SNARC) effect (see
33 Wood, Wilmes, Nuerk & Fischer, 2008 for a meta-analysis). The SNARC effect is
34 demonstrated by faster left-sided responses to smaller numbers and faster right-sided responses
35 to larger numbers. This pattern is consistent with a left-to-right orientated association between
36 number and space.
37
38
39
40
41
42
43
44
45
46
47
48

49 In humans SNARC effects are observed in neonates (de Hevia, Veggioni, Streri & Bonn,
50 2017), pre-verbal (Rugani & de Hevia 2017) and verbal children (Yang, Chen, Zhou, Xu, Dong
51 & Chen, 2014), as well as adults (Mitchell, Bull, & Cleland, 2012). Although human SNARC
52 effects are generally considered robust (Cutini, Scarpa, Scatturin, Dell’Acqua, & Zorzi, 2012;
53 Fischer & Shaki, 2018; Wood et al., 2008), they can be influenced by task manipulations
54
55
56
57
58
59
60

Running head: Implicit SQARC effects

1
2
3 (Fischer, Mills, & Shaki, 2010; Pfister, Schroeder, & Kunde, 2013). There is also limited
4
5 evidence of SNARC-like effects in non-human animals (Rugani, Vallortigara, Priftis &
6
7 Regolin, 2015), although this is debated (Drucker & Brannon, 2015). SNARC has been
8
9 demonstrated cross-modally (e.g., for Arabic numbers, number words, auditory numbers, and
10
11 canonical representations) (Mitchell et al., 2012; Nuerk, Wood, & Willmes, 2005) and occurs
12
13 even when the numerical information presented is irrelevant or incidental to the task. For
14
15 example, it occurs for parity judgements, phoneme monitoring, and judging shape orientation
16
17 where irrelevant digits are presented inside the shape (e.g., Dehaene, et al., 1993; Fias et al.,
18
19 1996; Fias, Lauwereyns, & Lammertyn, 2001; Mitchell, et al., 2012). SNARC has also been
20
21 demonstrated cross-culturally (Gobel, Shaki & Fischer, 2011) with some studies suggesting
22
23 that reading direction may influence the direction of the SNARC effect (Shaki, Fischer, &
24
25 Petrusic, 2009) indicating a cultural basis for the effect. However, recent demonstrations of
26
27 left-right SNARC effects in Hebrew speakers question this conclusion (Zohar-Shai, Tzelgov,
28
29 Karni & Rubinsten, 2017).
30
31
32
33

34
35 Competing theories differ in their explanations of SNARC effects (see Fischer & Shaki,
36
37 2018, Moro, Dell'Acqua & Cutini, 2018 for discussion). Dehaene et al., (1993) proposed that
38
39 numerosity is represented in semantic memory on a mental number line in which small is
40
41 located on the left and large is located on the right. The number line is automatically activated
42
43 when quantity is processed and SNARC effects result from congruency between the spatial
44
45 location of a quantity on the number line and the spatial code of the response (i.e., left or right).
46
47 Others suggest a response level account in which congruency in the long-term memory
48
49 associations between the numerosity (e.g., small) and the response side (i.e., left) speeds
50
51 responding (e.g., Fias, van Dijck & Gervers, 2011, Gervers, Verguts, Reynvoet, Caessens &
52
53 Fias, 2006). Furthermore, it has recently been suggested that SNARC may be influenced by
54
55 working memory encoding wherein the ordinal position in which stimuli are encoded into
56
57
58
59
60

Running head: Implicit SQARC effects

working memory results in the spatial code upon which SNARC effects emerge (e.g., Dixon, 2017, van Dijck & Fias, 2011).

SQARC Effects

Given that ATOM suggests that different domains of magnitude share a common processing system (Buetti & Walsh, 2009; Walsh, 2003) it would be logical to suggest that *all magnitudes* are associated with a directional left to right spatial continuum. Indeed, Walsh (2003) identified “*Does the spatial numerical association of response codes generalize to other magnitudes?*” (p. 487) as a core question for future research. This widening of the SNARC effect to other domains of magnitude is often referred to as Spatial–Quantity Association Of Response Codes effects (SQARC). Although SQARC effects could be explained in terms of the shared *representation* of magnitude outlined within ATOM, they could also be consistent with a response code account (e.g., Fias et al., 2011, Gervers et al., 2006) with a range of quantities (e. g., physical extent, duration) having associations with spatial orientation.

SQARC effects have been demonstrated with stimuli varying in physical size and conceptual size (Ren, Nicholls, Ma & Chen, 2011; Sellaro, Treccani, Job & Cubelli, 2014). In both instances, faster left responses were associated with smaller sizes and faster right responses were associated with larger sizes. SQARC-like effects have also been demonstrated with changing stimulus luminance (Fumarola, Prpic, Da Pos, Murgia, Umilta & Agostini, 2014) and contrast (Ren et al., 2011). However, task-specific conditions appear to influence whether dark is located on the left or right of space. Furthermore, not all findings are consistent. For example, Bulf et al., (2014) found that luminance did not produce attentional shifts to the left or right sides of space in the same manner that spatial extent and number did. This led them to conclude that not all continuous dimensions are equally mapped onto space.

Behavioural findings are also suggest that time is associated with left-to-right spatial continuum (see Bonato, Zorzi & Umilta, 2012 for a review). Metaphorical representations of

Running head: Implicit SQARC effects

1
2
3 time display spatial representations consistent with a left-right spatial continuum (Boroditsky
4 & Gaby, 2010; Ouellet, Santiago, Funes Lupiáñez, 2010; Ouellet, Santiago, Israeli & Gabay,
5 2010; Santiago, Lupanez, Perez & Funes, 2007; Weger & Pratt, 2008) as do symbolic
6 representations of time in musical notation (Prpic, Fumarola, De Tommaso, Luccio, Murgia,
7 & Agostini, 2016). Furthermore congruency effects are evident when response or presentation
8 duration is manipulated. Kiesel & Vierck (2009) used an odd/even parity judgement in which
9 response duration was manipulated. Participants responded more quickly to smaller numbers
10 when the required response key-press was short and more quickly to larger numbers when the
11 required response key press was long. Vallesi, Binns & Shallice, (2008) and Vallesi, McIntosh
12 & Stuss, (2011) asked participants to classify the length of a presented duration as short or
13 long. In both studies, left sided responses were quicker in response to short durations and right
14 sided responses are quicker in response to long durations.

15
16
17
18
19
20
21
22
23
24
25
26
27
28
29
30
31 SQARC effects are not consistently observed in infants. Although de Hevia et al., (2017)
32 observed SNARC-like effects (i.e., small-left and large-right associations) for numerical
33 information, they were not observed for duration or length. Similarly, Bulf, de Hevia and
34 Cassia (2016) observed that, in 8 and 9 month old babies, attentional orientation could be cued
35 to the left or the right by numerical information (few or many dots) but not size (large or small).
36 Furthermore, spatial representations of duration appear absent in pre-schoolers, although they
37 develop during the initial school years (Coull, Johnson & Droit-Volet, 2018; Tillman, Tulagan,
38 Fukuda & Barner, 2018). This perhaps suggests that numerical processing has a privileged
39 status at birth and that other magnitude domains may be “mapped on to this” during
40 development (de Hevia et al., 2017).

41 42 43 44 45 46 47 48 49 50 51 52 53 54 *The present study*

55
56 A key issue with existing literature on SQARC effects is that studies to date often
57 involved the explicit presentation of magnitude information relevant to task completion (see
58
59
60

Running head: Implicit SQARC effects

1
2
3 Macnamara et al., 2018 for a review). For example, participants make decisions about, about
4 time based verbs and adverbs rather than non-time associated stimulus features. This explicit
5 presentation and processing of numerical information may therefore have triggered
6 unintentional processing of the task-irrelevant dimension, contributing towards the SQARC
7 effects observed (see Mitchell et al., 2012 for a discussion of the impact of explicit
8 presentation). Where SQARC effects have been established using an implicit paradigm the
9 effect sizes are smaller than those using an explicit paradigm (Macnamara et al., 2018). It is
10 therefore important to establish whether SQARC effects are also present when task-irrelevant
11 magnitude is presented (Mitchell et al., 2012).
12
13
14
15
16
17
18
19
20
21
22

23
24 The activation of SNARC using an implicit paradigm was examined by Mitchell et al.,
25 (2012). This study used a modified version of the neural-overlap paradigm developed by Fias
26 et al., (2001) in which participants were asked to make judgements about the orientation of
27 shapes. Task-irrelevant magnitude information was provided by manipulating the number of
28 shapes in an array. Despite the number of the shapes presented being irrelevant to the
29 orientation judgments, a SNARC effect was demonstrated; faster left responses were associated
30 with small quantities and faster right responses were associated with large quantities. Therefore,
31 whilst it is clear that SNARC effects can be elicited implicitly, it is unclear whether this is also
32 true of SQARC effects.
33
34
35
36
37
38
39
40
41
42
43

44
45 The current studies used the same implicit paradigm as Mitchell et al., (2012) to test
46 whether the presentation of task-irrelevant magnitude information could trigger a SQARC
47 effect for physical extent (Experiment 1) and duration (Experiment 2) similar to the SNARC
48 effect observed in Mitchell et al. (2012). In Experiment 1 we tested for SQARC effects for physical
49 extent. The stimuli consisted of single triangles that varied in physical extent and were either
50 pointing upwards or downwards. Participants had to judge the orientation of the triangle
51 (pointing upwards or pointing downwards). If physical extent elicits a SQARC effect when
52
53
54
55
56
57
58
59
60

Running head: Implicit SQARC effects

1
2
3 quantity is irrelevant to the task, we would expect faster left responses to smaller stimuli and
4
5 faster right responses to larger stimuli. In Experiment 2 we tested for a SQARC effect for
6
7 duration. Participants were presented with a single triangle pointing either upwards or
8
9 downwards. Duration was manipulated by varying the duration of the delay between the offset
10
11 of the fixation cross and the presentation of the triangles display. Again, participants had to
12
13 judge the orientation of the triangle. If duration elicits a SQARC effect when duration is
14
15 irrelevant to the task, we would expect quicker left responses to short durations and quicker
16
17 right responses to long durations. In both Experiment 1 and 2, participants also completed the
18
19 implicit SNARC test, developed in Mitchell et al., (2012) to test whether we could replicate
20
21 the SNARC effect they observed for number i.e., faster small-left large-right responses. The
22
23 demonstration of implicit SQARC effects for duration and physical extent would support the
24
25 argument that these quantities automatically trigger spatial associations in a similar manner
26
27 that number automatically triggers spatial associations.
28
29
30
31
32

33 **Experiment 1**

34 35 **Method**

36 37 **Participants**

38
39
40
41
42 Twenty participants took part in the study (5 males, mean age 22.50, $SD = 7.75$). All
43
44 participants were between the ages of 18 and 65. Participants outside of this age range or with
45
46 health conditions that impacted on their response times were excluded. The study was approved
47
48 by Liverpool John Moores University Research Ethics Committee and all participants gave
49
50 informed written consent. The study was conducted in accordance with the principles expressed
51
52 in the Declaration of Helsinki.
53
54
55
56

57 **Materials**

58
59
60

Running head: Implicit SQARC effects

1
2
3 The experiment was conducted using E-Prime2 software using a Dell Optiplex 5040 at
4 a standardised screen resolution of 1600x900 pixels with a refresh rate of 60Hz and 32 bit
5 colour quality. The stimuli were developed using Microsoft Publisher. The triangle or triangles
6 were always presented in green (coded 362C in the PANATONE™ colour wheel).
7
8
9
10
11
12

13 **Procedure**

14
15
16 The basic experimental procedure was a replication of that used in Mitchell et al., (2012)
17 in which participants made judgements about the orientation of triangles. Participants
18 completed two tasks 1) a numerosity manipulation in which the number of triangles displayed
19 varied between trials and 2) a physical extent manipulation in which a single triangle was
20 displayed but its physical extent varied between trials. The order of these tasks was
21 counterbalanced across participants.
22
23
24
25
26
27
28
29
30

31 *The numerosity manipulation:* At the start of the experiment participants were told that
32 they would be presented with images of triangles and that their task was to indicate, as quickly
33 and accurately as possible, the orientation of the triangles. The task instructions displayed were
34 as follows: “Your task is to judge the orientation of the triangle. On each trial you should press
35 the z/m key if you see an inverted triangle and the z/m key if you see an upright triangle.”
36 Participants responded using the Z and M keys on the keyboard and the response key was
37 counterbalanced across participants.
38
39
40
41
42
43
44
45
46
47

48 At the start of each trial a fixation cross was presented for 1000ms. This was followed
49 by a single array of triangles presented in the centre of the screen. The array contained 1, 2, 3,
50 4, 6, 7, 8, or 9 triangles. These array sizes were selected because Mitchell et al., (2012)
51 successfully elicited SNARC effects using 1-9 items. All triangles in an array were presented
52 in the same orientation; either upright or inverted. The array was presented until the participant
53 responded (Z or M) to indicate orientation. An ISI of 1000ms was then interposed before the
54
55
56
57
58
59
60

Running head: Implicit SQARC effects

1
2
3 next trial. Across trials, the total surface area of the triangle or triangles displayed remained
4
5 constant (at 4.5cm²). So, for example, in trials with one triangle would be a single triangle of
6
7 4.5cm² whereas in trials with nine triangles each triangle would vary in size but subtend the
8
9 same total surface area. The spatial location of the triangles varied between numerosities but
10
11 was fixed within numerosities. See Figure 1 for schemata of trial structure.
12
13
14

15 Participants performed 16 training trials, in which performance feedback was provided.
16
17 These trials were designed to ensure that the participant was familiar with the task and
18
19 understood the correct response keys. Data from these trials was recorded but not analysed.
20
21 Participants then completed 128 experimental trials, 8 for each numerosity with an inverted
22
23 display and 8 for each numerosity with an upright display. The order of presentation was
24
25 randomised by the computer for each participant. In experimental trials no performance
26
27 feedback was provided.
28
29
30
31

32 *The physical extent manipulation:* the experimental procedure was identical to that used
33
34 in the numerosity manipulation except that the stimuli was always a single isosceles triangle
35
36 with the base and height of equal length. To provide a manipulation of physical extent, the
37
38 length of the sides varied from trial to trial. There were eight different sizes of triangles with
39
40 base and height lengths of 1, 2, 3, 4, 6, 7, 8 and 9 centimetres respectively.
41
42
43
44

45 [Insert Figure 1 about here]
46
47

48 **Results**

49
50
51 Across manipulations, the presence of a significant influence of task-irrelevant
52
53 magnitude on motor response time to stimulus orientation was captured using regression
54
55 analysis. Response times for each numerosity display responded to with the left and right key
56
57 were collated and the median response time calculated (correct responses only). The difference
58
59
60

Running head: Implicit SQARC effects

1
2
3 in the time to respond to each numerosity display with the right and left hand was then
4
5 calculated (right hand RT – left hand RT). The nature of the SNARC and SQARC effect was
6
7 captured by regression analyses (Lorch & Myers, 1990, Method 3; for a detailed discussion see
8
9 Fias et al., 1996). A regression equation was computed for each participant, with array
10
11 numerosity or stimulus size as the predictor variable (dependant on task condition) and RT
12
13 difference as the criterion variable. The regression weight (standardised beta) was recorded for
14
15 each participant, and one sample t-tests were conducted to determine whether the regression
16
17 weight was significantly different from 0 (a flat line).
18
19
20
21

22 [Figure 2 about here]

23
24
25 [Table 1 about here]

26
27
28 Table 1 shows mean reaction times, error rates and standardised beta weights for the
29
30 numerosity and physical extent manipulations. Examination of Table 1 suggests that mean
31
32 reaction times and error rates were similar across the two manipulations. This was confirmed
33
34 by analysis using paired samples t-tests which showed no significant difference in error rates
35
36 for the numerosity and physical extent manipulations, $t(19) = 1.33, p = .20$. There was also no
37
38 significant difference reaction times during the numerosity and physical extent manipulations,
39
40 $t(19) = .98, p = .34$.
41
42
43
44

45 Analysis of the standardised beta weights indicated that, for the numerosity
46
47 manipulations, the standardised beta weight was $-.23$ ($SD = .29$), with a negative slope which
48
49 was significantly different from 0, $t(19) = -3.51, p = .002$ and indicative of a SNARC effect
50
51 (see Figure 2). For the physical extent manipulations the mean standardised beta weight was $-.16$
52
53 ($SD = .31$), with a negative slope which was significantly different from 0, $t(19) = -2.38,$
54
55 $p = .03$ and indicative of a SQARC effect. Comparison of the mean standardised beta weights
56
57 for number and physical extent showed no significant difference between the two, $t(19) = .76,$
58
59
60

Running head: Implicit SQARC effects

$p = .45$, suggesting the size of the SNARC and SQARC effects did not differ significantly between the modalities. However participants' beta weights for the numerosity manipulation was not correlated with their beta weights for the physical extent manipulation, $r(18) = .22$, $p = .35$.

Discussion

The results of Experiment 1 confirm Mitchell et al.'s. (2012) observation that SNARC effects can be elicited when task-irrelevant numerical information is presented. They also extend this finding by demonstrating that SQARC effects can be observed when task-irrelevant physical extent information is presented. This suggests, that like number, physical extent is also represented on a spatial continuum in which small is represented on the left and large on the right.

Experiment 2

Experiment 2 examined whether SQARC effects could also be observed for when task-irrelevant duration information is presented. Although SQARC like effects have previously been shown for duration (Vallesi et al., 2008; Vallesi et al., 2011) they have involved explicit classification of duration in that participants had to classify the presented durations as long or short. It is unclear whether SQARC effects for duration can be observed when the presented durations are task-irrelevant and duration classification is not a requirement of the task. To test this, we use a modified version of the paradigm used in Experiment 1; single triangles were presented in an upward or inverted orientation. Their presentation was preceded by a delay of or 100-900ms to provide implicit duration information. As in Experiment 1, participants were instructed to judge the orientation of the triangle. The presence of SQARC effects for task-irrelevant duration information would support the suggestion that duration processing automatically triggers spatial representations.

Running head: Implicit SQARC effects

Participants

Twenty participants took part in the study (11 males, mean age 21.55, $SD = 5.24$). All participants were between the ages of 18 and 65. Participants outside of this age range or with health conditions that impacted on their response times were excluded. The study was approved by Liverpool John Moores University Research Ethics Committee and all participants gave informed written consent. The study was conducted in accordance with the principles expressed in the Declaration of Helsinki.

Materials

As in Experiment 1.

Procedure

The basic experimental procedure was identical to that used in Experiment 1. Participants were informed that they would complete two tasks in which they needed to make judgements about the orientation of triangles: 1) a numerosity manipulation in which the number of triangles displayed varied between trials and 2) a duration manipulation in which the duration of the delay between the offset of the fixation cross and the presentation of the triangles varied from trial to trial. The order of these tasks was counterbalanced across participants.

The numerosity manipulation: The experimental procedure was identical to numerosity task in Experiment 1.

The duration manipulation: At the start of the task participants were told that they would be presented with images of a triangle and that their task was to indicate, as quickly and accurately as possible, the orientation of the triangle. Participants responded using the Z and M keys on the keyboard and the response key was counterbalanced across participants.

Running head: Implicit SQARC effects

1
2
3 At the start of each trial a fixation cross was presented for 1500ms. This was followed
4
5 by a blank screen presented for either 100, 200, 300, 400, 600, 700, 800 or 900ms. This was
6
7 followed by the presentation of a single isosceles triangle, with a base and height of 3
8
9 centimetres, located in the centre of the screen, in either an upright or inverted orientation. The
10
11 triangle was presented until the participant responded (Z or M) to indicate orientation. An ISI
12
13 of 1000ms was then interposed before the next trial. Participants completed 16 training trials
14
15 to familiarise themselves with the experimental procedure. Feedback was provided during the
16
17 training trials. They then completed 128 experimental trials during which no feedback was
18
19 provided. Only data from the experimental trials was analysed. See Figure 2 for schematic
20
21 diagram of the method.
22
23
24
25

26
27 [Insert Figure 2 about here]
28
29

30 **Results**

31
32
33 As in Experiment 1, individual regressions were conducted for each participants and
34
35 each task. Standardised beta weights were then analysed to assess for SNARC and SQARC
36
37 effects.
38
39

40
41 [Table 2 about here]
42
43

44 [Figure 4 about here]
45
46

47 Table 2 shows mean reaction times, error rates and standardised beta weights for the
48
49 numerosity and duration tasks. Examination of Table 2 suggests that mean reaction times and
50
51 error rates were similar across the two tasks. This was confirmed by analysis using paired
52
53 samples t-tests which showed no significant difference in error rates for the numerosity and
54
55 duration, $t(19) = 1.18, p = .25$. There was also no significant difference in the reaction times
56
57 for the numerosity and duration tasks, $t(19) = .124, p = .23$.
58
59
60

Running head: Implicit SQARC effects

1
2
3 Analysis of the standardised beta weights indicated that, for the numerosity
4 manipulation, the standardised beta weight was $-.23$ ($SD = .41$), with a negative slope which
5 was significantly different from 0, $t(19) = -2.49$, $p = .02$ and indicative of a SNARC effect.
6 For the duration manipulation the mean standardised beta weight was $-.19$ ($SD = .39$), with a
7 negative slope which was significantly different from 0, $t(19) = -2.23$, $p = .038$ and also
8 indicative of a SQARC effect. Comparison of the mean standardised beta weights for number
9 and duration showed no significant difference between the two, $t(19) = .24$, $p = .81$, suggesting
10 the physical extent of the effect did not differ between the modalities. However participants'
11 beta weights for the numerosity manipulation was not correlated with their beta weights for the
12 physical extent manipulation, $r(18) = -.30$, $p = .20$.

27 Discussion

28
29
30 The results of Experiment 2 show a SQARC effect for duration can be elicited when
31 task-irrelevant duration information is presented. This suggests that like number, implicit
32 duration processing can trigger spatial representations in which short is represented on the left
33 and long is represented on the right.

40 General Discussion

41
42
43 The study aimed to replicate Mitchell et al.'s (2012) finding that task-irrelevant
44 numerosity variation generates a SNARC effect during an orientation task, and furthermore
45 extend these findings by determining whether task-irrelevant duration and physical extent
46 information generates a SQARC effect.. Mitchell et al.'s findings were replicated as smaller
47 numbers of shapes were associated with faster left-sided responses whereas larger numbers
48 were associated with faster right-sided responses. The results also indicated that SQARC
49 effects were generated when task-irrelevant information varied in terms of physical extent and
50 pre-stimulus presentation duration
51
52
53
54
55
56
57
58
59
60

Running head: Implicit SQARC effects

1
2
3 The findings for physical extent are consistent with those of Ren et al., (2011) who
4 demonstrated a SQARC for physical extent when participants were asked to make explicit
5 magnitude judgements (i. e., they were asked to indicate which of two circles was larger).
6
7 These results extend Ren et al.'s findings by demonstrating that a SQARC effect is triggered
8 by physical extent even when it is irrelevant to the task performed. This is consistent with the
9
10 argument that the spatial association with physical extent is triggered automatically even if
11
12 there is no conscious plan to analyse this information.
13
14
15
16
17
18
19

20 The findings for duration are consistent with studies showing spatial mapping for
21 metaphorical representations of time (e.g., past and future) (Boroditsky & Gaby, 2010; Ouellet
22 et al., 2010; Ouellet et al., 2010; Santiago, et al., 2007; Weger & Pratt, 2008), with studies that
23 have demonstrated spatial mappings when participants engage in the classification of presented
24 durations (Vallesi et al., 2008; Vallesi et al., 2011) and with neuropsychological studies
25 showing that left-hemispatial neglect patients have difficulties representing "past" on mental
26 time lines (Saj, Fuhrman, Vuilleumier & Boroditsky, 2013). Together, these findings suggest
27 that spatial associations are generated both by durations that are perceived and by durations
28 that are generated by particular response type.
29
30
31
32
33
34
35
36
37
38
39
40

41 Together, the presence of SNARC and SQARC effects for number, physical extent and
42 duration suggests that both continuous and discontinuous domains of magnitude can trigger the
43 generation of directional (left-right) spatial continuum, even when the quantity presented is
44 incidental to the task. These findings are consistent with the suggestion that different domains
45 of magnitude share a common underlying processing system (Walsh, 2003), which can be
46 activated implicitly rather than explicitly. If this theoretical account is accepted numerosity,
47 physical extent and duration trigger the activation of a common spatial magnitude system that
48 facilitates left-sided responses when small and right-side responses when large. However, they
49 could also be accounted for by shared response systems (see Daar & Pratt, 2008, Van Opstal &
50
51
52
53
54
55
56
57
58
59
60

Running head: Implicit SQARC effects

1
2
3 Verguts, 2013; Reike & Schwarz, 2017, Tagliabue et al., 2000). If a response system account
4
5 is accepted smaller and larger numerosity, physical extent and duration are associated with left
6
7 *responses* and larger with right *responses*. Such pre-existing response associations could
8
9 produce the pattern of findings we report. The origins of SNARC and SQARC effects therefore
10
11 remains controversial.
12
13

14
15 When considering the findings three key methodological issues must be acknowledged.
16
17 First, we controlled for total physical extent in our numerosity manipulation. This meant that
18
19 although the total shaded area was constant across numerosity trials, the physical extent of the
20
21 individual triangles was inversely related to the number of triangles presented. This *may* have
22
23 reduced the magnitude of the SNARC effect as the physical extent of the *individual* triangles
24
25 was smaller in the more numerous numerosity trials. Future studies would need to investigate
26
27 whether the SNARC effect is facilitated when *individual* shape area, rather than total area is
28
29 kept constant. Second we used fixed arrays for all trials with the same numerosity. So, for
30
31 example, the position of the triangles in all trials with a numerosity of three was constant.
32
33 Although unlikely, it is possible that the fixed arrays may have influenced the size of the
34
35 SNARC effect. Replicating the findings with the arrays being randomly generated would
36
37 further strengthen the conclusions. Third, participants experienced two manipulations (in
38
39 Experiment 1 physical extent and numerosity and in Experiment 2 duration and numerosity).
40
41 Task order was counterbalanced so it is therefore unlikely that the SQARC effects identified
42
43 in the physical extent and duration manipulations are influenced by the numerosity
44
45 manipulation. However it would be interesting to replicate the study with participants
46
47 experiencing a single manipulation to further investigate the robustness of the implicit SQARC
48
49 effects.
50
51
52
53
54
55

56
57 These findings suggest that the presentation of number, physical extent and duration
58
59 information all implicitly trigger spatial associations in adults even when they are not directed
60

Running head: Implicit SQARC effects

1
2
3 to focus on them and they do not need to be processed for successful task completion. However,
4
5 three core issues require further investigation. The first is the developmental time course over
6
7 which these spatial associations develop. de Hevia et al., (2017) reported evidence of non-
8
9 symbolic SNARC effects in neonates, before the emergence of similar SQARC effects for
10
11 length and duration. It may therefore be that SNARC effects develop first, and that spatial
12
13 associations for symbolic numbers and other magnitudes (such as duration, physical extent and
14
15 length) are parasitic on pre-existing spatial associations for non-symbolic magnitudes. To test
16
17 this hypothesis longitudinal studies tracing the development of SNARC and SQARC effects
18
19 from infancy through the early years of formal schooling are required.
20
21
22
23
24

25 The second issue is the extent that the position of magnitudes is flexible and updated
26
27 dependent on their relative magnitude when compared to recently perceived stimuli. Recent
28
29 findings suggest that SNARC effects are disrupted with working memory load (Herrera et al.,
30
31 2008, van Dijck et al., 2009, van Dijck & Fias, 2011). These findings are consistent with the
32
33 spatial associations between number and space being constructed within working memory as
34
35 the stimuli are perceived. Further studies examining the extent that working memory load
36
37 disrupts SQARC effects will inform our understanding of whether SQARC effects stem from
38
39 a fixed internal spatial representation of magnitude or are flexibly constructed within working
40
41 memory in response to the stimuli perceived.
42
43
44
45

46 The third issue is the extent that individual differences in SNARC and SQARC effects
47
48 are related. If the effects emerge from common underlying processing system (Walsh, 2003)
49
50 then one would expect individual differences in the effects to be correlated. Although SNARC
51
52 and SQARC effects were evident in all three magnitudes (numerosity, duration and physical
53
54 extent) in our study, individual differences in SQARC and SQARC effects did not correlate at
55
56 a statistically significant level. Our sample is too small to confidently conclude that individual
57
58 differences in such effects are unrelated. Therefore, investigating the relationships between
59
60

Running head: Implicit SQARC effects

1
2
3 individual differences in such effects in larger and more powerful samples is an important
4
5 avenue for future research. Such research will further inform our understanding of the extent
6
7 that they stem from a core underlying numerosity system or different coding networks (see
8
9 Georges, Hoffmann, Schiltz, 2017; Schroeder, Nuerk, & Plewnia, 2017 for a discussion).
10
11
12

13 In summary, these results suggest that the perception of numerosity, physical extent
14
15 and duration triggers an internal spatial association even when the task does not demand that
16
17 the quantity information is analysed or retained.
18
19
20
21
22
23
24
25
26
27
28
29
30
31
32
33
34
35
36
37
38
39
40
41
42
43
44
45
46
47
48
49
50
51
52
53
54
55
56
57
58
59
60

Running head: Implicit SQARC effects

References

- Bonato, M., Zorzi, M., & Umiltà, C. (2012). When time is space: Evidence for a mental time line. *Neuroscience and Biobehavioral Reviews*, *36*, 2257–2273.
- Boroditsky, L., & Gaby, A. (2010). Remembrances of times East: absolute spatial representations of time in an Australian aboriginal community. *Psychological Science*, *21*(11), 1635-1639.
- Bueti, D., & Walsh, V. (2009). The parietal cortex and the representation of time, space, number and other magnitudes. *Philosophical Transactions of the Royal Society B-Biological Sciences*, *364*(1525), 1831-1840.
- Bulf, H., Macchi Cassia V., de Hevia, M. D. (2014). Are Numbers, Physical extent and Brightness Equally Efficient in Orienting Visual Attention? Evidence from an Eye-Tracking Study. *PLoS ONE* *9*(6): e99499. doi:10.1371/journal.pone.0099499
- Bulf, H., de Hevia, M. D., & Macchi Cassia, V. (2016). Small on the left, large on the right: Numbers orient visual attention onto space in preverbal infants. *Developmental Science*, *19*(3), 394-401.
- Coull, J. T., Charras, P., Donadieu, M., Droit-Volet, S., & Vidal, F. (2015). SMA selectively codes the active accumulation of temporal, not spatial, magnitude. *Journal of Cognitive Neuroscience*, *27*, 2281-2298.
- Coull, J. T., Johnson, K. A., & Droit-Volet, S. (2018). A mental timeline for duration from the age of 5 years old. *Frontiers in Psychology*, *9*, 1155.
- Cutini, S., Scarpa, F., Scatturin, P., Dell'Acqua, R., & Zorzi, M. (2012). Number–space interactions in the human parietal cortex: Enlightening the SNARC effect with functional near-infrared spectroscopy. *Cerebral Cortex*, *24*(2), 444-451.
- Daar, M. & Pratt, J. (2008). Digits affect actions: The SNARC effect and response selection. *Cortex*, *44*(4), 400-405.
- De Corte, B. J., Navarro, V. M., & Wasserman, E. A. (2017). Non-cortical magnitude coding of space and time by pigeons. *Current Biology*, *27*(23), R1264-R1265.
- Dehaene, S. (1992). Varieties of numerical abilities. *Cognition*, *44*, 1–42.
- Dehaene, S., & Brannon, E. (2011). *Space, time and number in the brain: Searching for the foundations of mathematical thought*. Academic Press.
- Dehaene, S., Piazza, M., Pinel, P., & Cohen, L. (2003). Three parietal circuits for number processing. *Cognitive Neuropsychology*, *20*, 487-506.
- Dehaene, S., Bossini, S., & Giraux, P. (1993). The mental representation of parity and number magnitude. *Journal of Experimental Psychology: General*, *122*, 371–396.

Running head: Implicit SQARC effects

1
2
3 de Hevia, M. D., Izard, V., Coubart, A., Spelke, E. S., & Streri, A. (2014). Representations of
4 space, time, and number in neonates. *Proceedings of the National Academy of Sciences*,
5 201323628.
6

7
8 de Hevia, M. D., Veggiotti, L., Streri, A., & Bonn, C. D. (2017). At birth, humans associate
9 “few” with left and “many” with right. *Current Biology*, 27(24), 3879-3884.
10

11
12 Dixon, P. (2017). Episodic retrieval and the SNARC effect. *Psychonomic Bulletin &*
13 *Review*, 24(6), 1943-1948.
14

15
16 Dormal, V., & Pesenti, M. (2012). Processing magnitudes within the parietal cortex. In A.
17 Costa, & E. Villalba (Eds.), *Horizons in Neuroscience Research* (Vol.8). pp. 107-140.
18 Nova Science Publishers: New-York.
19

20
21 Droit-Volet, S., Clément, A., & Fayol, M. (2008). Time, number and length: Similarities and
22 differences in discrimination in adults and children. *Quarterly Journal of Experimental*
23 *Psychology*, 61(12), 1827-1846.
24

25
26 Droit-Volet, S. (2013). Emotion and magnitude perception: number and length bisection.
27 *Frontiers in Neurorobotics*, 7(24), 10.
28

29
30 Droit-Volet, S. (2010). Speeding up a master clock common to time, number and length?.
31 *Behavioural Processes*, 85(2), 126-134.
32

33
34 Drucker, C. B. & Brannon, E. M. (2015). Commentary on: “Number-space mapping in the
35 newborn chick resembles humans' mental number line”. *Frontiers in Psychology*, 6 (352)
36 DOI: 10.3389/fpsyg.2015.00352
37

38
39 Feigenson, L. (2007). The equality of quantity. *Trends in Cognitive Science*, 11, 185-187.

40
41 Fias, W., Brysbaert, M., Geypens, F., & d’Ydewalle, G. (1996). The importance of magnitude
42 information in numerical processing: Evidence from the SNARC effect. *Mathematical*
43 *Cognition*, 2, 95–110.
44

45
46 Fias, W., Lauwereyns, J., & Lammertyn, J. (2001). Irrelevant digits affect the feature-based
47 attention depending on the overlap of neural circuits. *Cognitive Brain Research*, 12, 415–
48 423.
49

50
51 Fias, W., van Dijck, J. P., & Gevers, W. (2011). How is number associated with space? The
52 role of working memory. In *Space, time and number in the brain* (pp. 133-148).
53

54
55 Fischer, M. H. & Samuel S. (2014). Spatial associations in numerical cognition — From single
56 digits to arithmetic, *The Quarterly Journal of Experimental Psychology*, 67:8, 1461-1483,
57 DOI: 10.1080/17470218.2014.927515
58

59
60 Fumarola, A., Prpic, V., Da Pos, O., Murgia, M., Umiltà, C., & Agostini, T. (2014). Automatic
spatial association for luminance. *Attention, Perception, & Psychophysics*, 76(3), 759-
765.

Running head: Implicit SQARC effects

- 1
2
3
4
5 Gevers, W., Verguts, T., Reynvoet, B., Caessens, B., & Fias, W. (2006). Numbers and space:
6 a computational model of the SNARC effect. *Journal of Experimental Psychology:*
7 *Human Perception and Performance*, 32(1), 32–44
8
9
10 Göbel, S. M., Shaki, S., & Fischer, M. H. (2011). The cultural number line: a review of cultural
11 and linguistic influences on the development of number processing. *Journal of Cross-*
12 *Cultural Psychology*, 42(4), 543-565.
13
14
15 Herrera, A. Macizo, P. Semenza, C. (2008), .The role of working memory in the association
16 between number magnitude and space. *Acta Psychologica*, 128. 225-237.
17
18 Hoffman, D., Martin, C. & Schilitz, . (2013). Developing number-space association:SNARC
19 effects using color-discrimination tasks in 5-year-olds. *Journal of Experimental Child*
20 *Psychology*, 116, 775-791.
21
22
23 Kaufmann, L., Koppelstaetter, F., Delazer, M., Siedentopf, C., Rhomberg, P., Golaszewski, S.,
24 Felber, S. & Ischebeck, A. (2005). Neural correlates of distance and congruity effects in
25 a numerical Stroop task: an event related fMRI study. *Neuroimage*, 25, 888-898.
26
27
28 Kiesel, A., & Vierck, E. (2009). SNARC-like congruency based on number magnitude and
29 response duration. *Journal of Experimental Psychology: Learning, Memory, and*
30 *Cognition*, 35(1), 275-279.
31
32
33 Lorch, R. F., Jr., & Myers, J. L. (1990). Regression analyses of repeated measures data in
34 cognition research. *Journal of Experimental Psychology: Learning, Memory &*
35 *Cognition*, 16, 149–157.
36
37
38 Macnamara, A., Keage, H. A., & Loetscher, T. (2018). Mapping of non-numerical domains on
39 space: a systematic review and meta-analysis. *Experimental Brain Research*, 1-12.
40
41
42 Mitchell, T., Bull, R., & Cleland, A. A. (2012). Implicit response-irrelevant number
43 information triggers the SNARC effect: Evidence using a neural overlap paradigm. *The*
44 *Quarterly Journal of Experimental Psychology*, 65(10), 1945-1961.
45
46
47 Moro, S. B., Dell'Acqua, R., & Cutini, S. (2018). The SNARC effect is not a unitary
48 phenomenon. *Psychonomic Bulletin & Review*, 25(2), 688-695.
49
50
51 Nuerk,H.-C., Wood,G.,&Willmes, K. (2005). The universal SNARC effect. The association
52 between number magnitude and space is amodal. *Experimental Psychology*, 52, 187–
53 194.
54
55
56 Odic, D. (2018). Children's intuitive sense of number develops independently of their
57 perception of area, density, length, and time. *Developmental Science*, 21(2), e12533.
58
59
60 Ouellet, M., Santiago, J., Funes, M. J., & Lupiáñez, J. (2010). Thinking about the future moves
attention to the right. *Journal of Experimental Psychology: Human Perception and*
Performance, 36(1), 17-24.

Running head: Implicit SQARC effects

- 1
2
3
4 Ouellet, M., Santiago, J., Israeli, Z. & Gabay S. (2010). "Is the future the right time?"
5 *Experimental Psychology*, 57, 308-314.
6
7
8 Pinel, P., Piazza, M., Le Bihan, D., & Dehaene, S. (2004). Distributed and overlapping cerebral
9 representation of number, physical extent, and luminance during comparative judgments.
10 *Neuron*, 41, 983-993.
11
12 Prpic, V., Fumarola, A., De Tommaso, M., Luccio, R., Murgia, M., & Agostini, T. (2016).
13 Separate mechanisms for magnitude and order processing in the spatial-numerical
14 association of response codes (SNARC) effect: The strange case of musical note values.
15 *Journal of Experimental Psychology: Human Perception and Performance*, 42(8), 1241.
16
17
18 Pouthas, V., George, N, Poline, J.-B., Pfeuty, M., van de Moortele, P.F., Hugueville, L.,
19 Ferrandez, A.-M, Lehericy, S., Le Bihan, D., & Renault, B. (2005). Neural network
20 involved in time perception: an fMRI study comparing long and short durations. *Human*
21 *Brain Mapping*, 25, 433-441.
22
23
24 Reike, D., & Schwarz, W. (2017). Exploring the origin of the number-physical extent
25 congruency effect: Sensitivity or response bias? *Attention, Perception, &*
26 *Psychophysics*, 79(2), 383-388.
27
28
29 Ren, P., Nicholls, M. E., Ma, Y. Y., & Chen, L. (2011). Physical extent matters: non-numerical
30 magnitude affects the spatial coding of response. *PLoS One*, 6(8), e23553.
31
32
33 Rugani, R., & de Hevia, M. D. (2017). Number-space associations without language: Evidence
34 from preverbal human infants and non-human animal species. *Psychonomic Bulletin &*
35 *Review*, 24(2), 352-369.
36
37
38 Rugani, R., Vallortigara, G., Priftis, K., & Regolin, L. (2015). Number-space mapping in the
39 newborn chick resembles humans' mental number line. *Science*, 347(6221), 534-536.
40
41
42 Saj, A., Fuhrman, O., Vuilleumier, P., & Boroditsky, L. (2014). Patients with left spatial
43 neglect also neglect the "left side" of time. *Psychological Science*, 25(1), 207-214.
44
45
46 Santiago, J., Lupáñez, J., Pérez, E., & Funes, M. J. (2007). Time (also) flies from left to right.
47 *Psychonomic Bulletin & Review*, 14(3), 512-516.
48
49
50 Sellaro, R., Treccani, B., Job, R., & Cubelli, R. (2015). Spatial coding of object typical
51 physical extent: evidence for a SNARC-like effect. *Psychological Research*, 79(6),
52 950-962.
53
54
55 Shaki, S., Fischer, M. H., & Petrusic, W. M. (2009). Reading habits for both words and
56 numbers contribute to the SNARC effect. *Psychonomic Bulletin & Review*, 16(2), 328-
57 331.
58
59
60

Running head: Implicit SQARC effects

- 1
2
3
4 Tagliabue, M., Zorzi, M., Umiltà, C., & Bassignani, F. (2000). The role of long-term-memory
5 and short-term-memory links in the Simon effect. *Journal of Experimental Psychology:*
6 *Human Perception and Performance*, 26(2), 648.
7
8
9 Tillman, K. A., Tulagan, N., Fukuda, E., & Barner, D. (2018). The mental timeline is
10 gradually constructed in childhood. *Developmental Science*, e12679.
11
12 Vallesi, A., Binns, M. A., & Shallice, T. (2008). An effect of spatial temporal association of
13 response codes: Understanding the cognitive representations of time. *Cognition*, 107,
14 501–527
15
16
17 Vallesi, A., McIntosh, A. R., & Stuss, D. T. (2011). How time modulates spatial responses.
18 *Cortex*, 47, 148–156.
19
20
21 van Dijck, J. P., & Fias, W. (2011). A working memory account for spatial–numerical
22 associations. *Cognition*, 119(1), 114–119.
23
24
25 van Dijck, J., Gevers, W. & Fias, W. (2009). Numbers are associated with different types of
26 spatial information depending on the task. *Cognition*, 113, 248–253.
27
28
29 Van Opstal, F., & Verguts, T. (2013). Is there a generalized magnitude system in the brain?
30 Behavioral, neuroimaging, and computational evidence. *Frontiers in Psychology*, 4, 435.
31
32
33 Vierck, E., & Kiesel, A. (2010). Congruency effects between number magnitude and response
34 force. *Journal of Experimental Psychology: Learning, Memory, and Cognition*, 36(1),
35 204.
36
37 Walsh, V. (2003). A theory of magnitude: common cortical metrics of time, space and quantity.
38 *Trends in Cognitive Sciences*, 7(11), 483–488.
39
40
41 Weger, U. W., & Pratt, J. (2008). Time flies like an arrow: Space-time compatibility effects
42 suggest the use of a mental timeline. *Psychonomic Bulletin & Review*, 15(2), 426–430.
43
44
45 Wood, G., Willmes, K., Nuerk, H. C., & Fischer, M. H. (2008). On the cognitive link between
46 space and number: A meta-analysis of the SNARC effect. *Psychology Science Quarterly*,
47 50(4), 489.
48
49
50 Wühr, P., & Seegelke, C. (2018). Compatibility between Physical Stimulus Physical extent and
51 Left-right Responses: Small is Left and Large is Right. *Journal of Cognition*, 1(1).
52
53
54
55 Xuan, B., Zhang, D., He, S., & Chen, X. (2007). Larger stimuli are judged to last longer.
56 *Journal of Vision*, 7(10), 1–5.
57
58
59 Yang, T., Chen, C., Zhou, X., Xu, J., Dong, Q., & Chen, C. (2014). Development of spatial
60 representation of numbers: a study of the SNARC effect in Chinese children. *Journal of
Experimental Child Psychology*, 117, 1–11.
- Zohar-Shai, B., Tzelgov, J., Karni, A., & Rubinsten, O. (2017). It does exist! A left-to-right
spatial–numerical association of response codes (SNARC) effect among native Hebrew

Running head: Implicit SQARC effects

speakers. *Journal of Experimental Psychology: Human Perception and Performance*, 43(4), 719.

Running head: Implicit SQARC effects

Table 1: Mean reaction time, error rate and standardised beta weights for the numerosity and physical extent tasks.

<i>Task</i>	<i>Mean reaction time ms (SD)</i>	<i>Mean error rate (SD)</i>	<i>Mean standardised beta weight (SD)</i>	<i>Mean unstandardized beta (SD)</i>
<i>Numerosity</i>	464.33 ms (87.39)	3.21 (0.02)	-.23 (.29)	-3.50 (5.33)
<i>Physical extent</i>	437.48 ms (63.01)	5.90 (0.09)	-.16 (.31)	-2.62 (6.39)

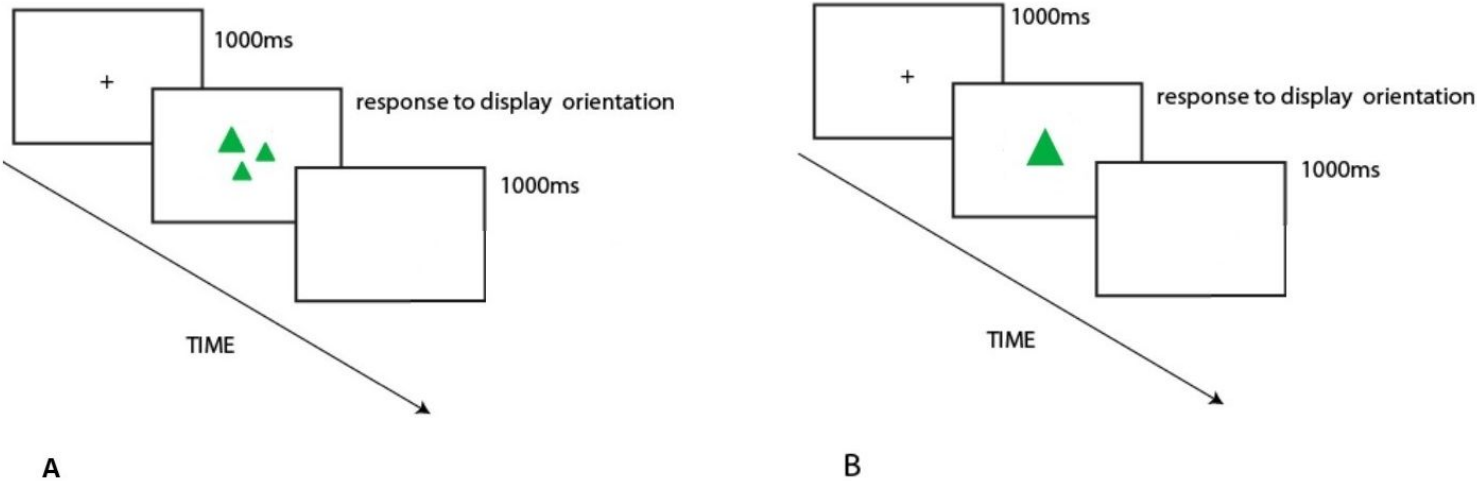
Running head: Implicit SQARC effects

Table 2: Mean reaction times, error rates and standardised beta weights for the numerosity and duration task.

	<i>Mean reaction time ms (SD)</i>	<i>Mean error rate % (SD)</i>	<i>Mean standardised beta weight (SD)</i>	<i>Mean unstandardized beta (SD)</i>
<i>Numerosity</i>	505.53 ms (84.71)	2.85 (0.02)	-.23 (.41)	-4.29 (8.53)
<i>Duration</i>	487.11 ms (97.73)	4.24 (0.04)	-.19 (.39)	-5.13 (6.81)

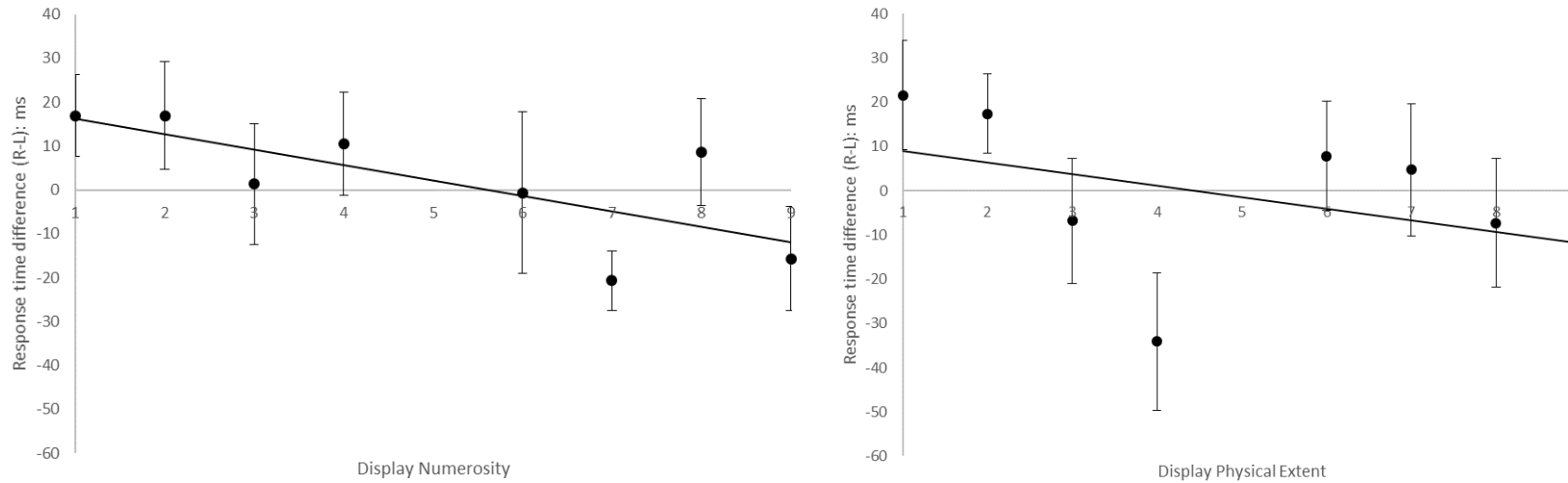
Running head: Implicit SQARC effects

Figure 1: Time course of the experiment. Numerosity trials illustrated in Panel A, physical extent trials in Panel B. The images show that in each task, following a 1000ms fixation cross, the stimulus was presented and participants responded as quickly and accurately as possible during presentation. There was then a 1000ms delay, followed by the start of a new trial.



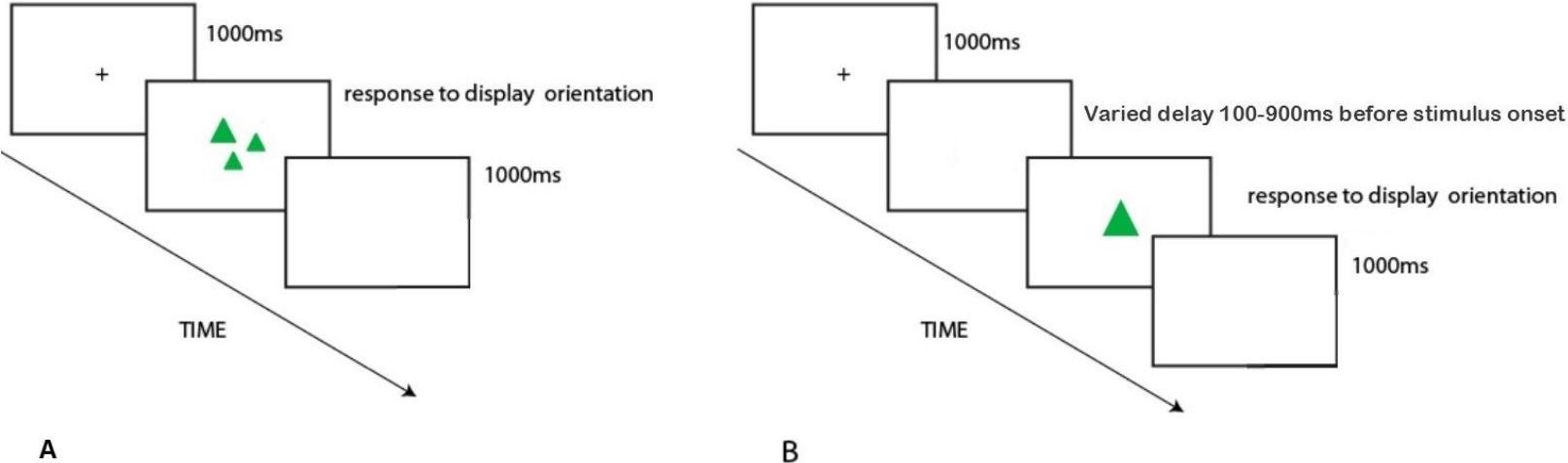
Running head: Implicit SQARC effects

Figure 2: Difference in reaction times (dRT) between left- and right-hand responses as a function of display numerosity (left panel) and display physical extent (right panel). The line depicts predicted reaction time differences from the regression analysis. Bars represent +1 standard error of the mean values.



Running head: Implicit SQARC effects

Figure 3: Time course of the experiment. Numerosity trials illustrated in Panel A, Duration trials in Panel B. The images show that in the numerosity task, following a 1000ms fixation cross, the stimulus was presented and participants responded as quickly and accurately as possible during presentation. There was then a 1000ms delay, followed by the start of a new trial. In the duration task, following a 1000ms fixation cross, there was a variable delay of 100-900ms. The stimulus was presented and participants responded as quickly and accurately as possible during presentation. There was then a 1000ms delay, followed by the start of a new trial.



Running head: Implicit SQARC effects

Figure 4: Difference in reaction times (dRT) between left- and right-hand responses as a function of display numerosity (left panel) and display duration (right panel). The line depicts predicted reaction time differences from the regression analysis. Bars represent +1 standard error of the mean values.

